

IN THE UNITED STATES DISTRICT COURT FOR THE  
SOUTHERN DISTRICT OF OHIO, EASTERN DISTRICT

DAVID ALLISON DBA CHEAT CODE  
CENTRAL,

Plaintiff,

v.

JEREMY N. WISE, and  
WISE BUY NOW, LLC

Defendants.

Case No. 2:08-cv-00157

Judge Watson

Magistrate Judge Abel

**AFFIDAVIT OF CHARLES LEE MUDD, JR.**


I, Charles Lee Mudd Jr., being duly sworn, do hereby declare, testify and state as follows:

1. I am a resident and citizen of the State of Illinois.
2. I am licensed to practice law in the States of Illinois, Indiana, Connecticut, and Utah.
3. In this action, I represent the Defendants Jeremy Wise and Wise Buy Now, LLC.
4. I submit this affidavit in support of Defendants' Motion for Summary Judgment.
5. I provide the following statements based upon my present knowledge of the facts related

to the above-captioned action and my knowledge obtained through experience with similar cases.

6. On December 2, 2008, Defendant Jeremy Wise served discovery on Plaintiff's counsel. Among the Requests for Production, Defendant Jeremy Wise requested copies of all webpages Plaintiff David Allison alleged to be infringing. On March 5, 2009, Plaintiff served written discovery responses on Defendant's counsel that included only twelve webpages containing examples of allegedly infringing cheats.

7. On more than one occasion, I continued to request a disclosure from Plaintiff of all allegedly infringing content so that Defendants and their counsel would be better able to focus their discovery and defense efforts.



8. During the telephonic status conference of June 22, 2009, I requested of Plaintiff's counsel all webpages alleged to contain infringing content. Plaintiff's counsel responded that they had been produced at the outset. I disagreed. Plaintiff's counsel then indicated that the scope happened to be "substantial." I disagreed and requested specific examples. Plaintiff's counsel then directed me to the examples produced in Plaintiff's March discovery responses and confirmed for the first time that Plaintiff intended to rely on the twelve examples cited in response to written discovery. Up until that time, Plaintiff's accusations had always related to discreet sections of cheats such as these rather than wholesale mirror copying of Plaintiff's website.

9. Prior to the telephonic status conference of June 22, 2009, the Court held telephonic status conferences in February and April of 2009 in an effort to move the parties toward further settlement discussions. To facilitate this, the Defendants cooperated in producing additional documentation that had been requested by Plaintiff's counsel; cooperated in submitting a statement to Google, Inc. to produce documents requested by Plaintiff's counsel; and, cooperated in other efforts to enable the Plaintiff to discuss settlement.

10. Thus, prior to the telephonic status conference of June 22, 2009, the Defendants and their counsel had been diligently working to produce documents and information to Plaintiff's counsel in the hopes that the Plaintiff would be in a position to discuss settlement.

11. With limited resources, the Defendants could not employ a large-scale investigation contemporaneously with the expectation – as discussed with opposing counsel and Magistrate Judge Abel – that settlement discussions would continue. Nonetheless, Defendants' counsel did engage in discovery efforts which included, but was not limited to, investigation and review of cheat code content from Plaintiff's website and other third-party sites.

12. Subsequent to Plaintiff's revelations at the telephonic status conference of June 22, 2009, the Defendants narrowed their investigation to concentrate on the twelve examples of infringement produced in Plaintiff's discovery responses. Specifically, the Defendants sought to find

other sites that contained the same cheat codes in an effort to demonstrate Plaintiff's inability to isolate damages specifically to the Defendants.

13. When it became clear that settlement discussions would not be imminent, I assessed the Defendants' financial position and the status of discovery in light of an impending fact discovery deadline of July 31, 2009.

14. Although the Defendants had hoped to avoid expensive discovery efforts by and through productive settlement discussions, I realized that settlement discussions would not occur in time to avoid expensive discovery efforts required to competently represent the Defendants. Indeed, as of June 22, 2009, there existed only slightly more than a month of fact discovery remaining. Although the Defendants were in a good position at this juncture with respect to discovery (and did not foresee the need for any extension of fact discovery), additional work would be needed prior to the end of fact discovery. For this reason, I enlisted the help of our legal team to complete our investigation and gather as much information as possible in the remaining period of fact discovery.

15. A major part of the investigation sought to document other websites containing the same cheat codes as those the Plaintiff alleged the Defendants had infringed. Due to the Plaintiff's history of litigation against third-parties for similar conduct and for the exact same claim of damages, the cheat codes at issue most likely appeared on numerous third-party websites.

16. Between June 24 and June 26, 2009, Mr. Jeremy Wise determined that cheat codes contained on the twelve webpages from [www.cheatcc.com](http://www.cheatcc.com) produced by the Plaintiff appeared in a nearly identical form on the third-party website [www.gamewinners.com](http://www.gamewinners.com).

17. For many of the cheat codes on [www.gamewinners.com](http://www.gamewinners.com), [www.gamewinners.com](http://www.gamewinners.com) attributes authorship to the individual who originally submitted the cheat code to [www.gamewinners.com](http://www.gamewinners.com). This attribution uses the author's screen name associated with his or her profile on [www.gamewinners.com](http://www.gamewinners.com). This also provides an email address associated with the author.

18. With respect to the cheat codes contained on the twelve webpages from

[www.cheatcc.com](http://www.cheatcc.com) produced by the Plaintiff, the same cheat codes appeared on [www.gamewinners.com](http://www.gamewinners.com) with authorship attributed to specific individuals.

19. Mr. Jeremy Wise began emailing these individuals - the putative authors – through their profile information listed on the website. He inquired whether they had authored the cheat code associated with their screen name.

20. For some, Mr. Jeremy Wise never received a response. Many of the cheat codes had been posted nearly three years ago or longer. Other individuals responded, but thought that Mr. Wise's emails may be a hoax.

21. However, several responded promptly stating that they were the authors of the cheat codes.

22. Upon receiving these responses, Defendants' counsel began communicating with these individuals to confirm their original authorship and that the content had not come from [www.cheatcc.com](http://www.cheatcc.com).

23. In stark contrast to merely finding the same cheat codes elsewhere on the Internet, we had suddenly – and surprisingly – found original authors of the cheat codes appearing on [www.cheatcc.com](http://www.cheatcc.com) that the Plaintiff claimed he had authored.

24. Through the end of discovery on July 31, 2009, we continued our communications with the authors of the cheat codes, confirming their authorship and knowledge about the cheat codes. We also sought statements via affidavit or declaration. In some instances, individuals did not respond further when prompted to sign an affidavit. Others agreed to do so. Given that some of the individuals lived in foreign countries, it was a difficult process. Nonetheless, we continued to investigate the matter further.

25. Our communications with these individuals continued through November 2009, and we obtained the statements of twenty-two (22) additional authors.

26. It is clear from the statements obtained from the individual putative authors identified on

www.gamewinners.com that the Plaintiff is not the author of the allegedly copyrighted content at issue in this matter. There was no indication prior to June 24, 2009, that these potential witnesses and the information they possess existed.

27. My staff and I reviewed web pages of both www.cheatcc.com and www.gamewinners.com.

28. My staff and I saved these web pages as PDF documents on the server of Mudd Law Offices.

29. I have attached some of these PDF documents as Exhibit 1 hereto.

30. Each of the documents attached as Exhibit 1 hereto identify a uniform resource locator (url) to a web page from www.cheatcc.com or www.gamewinners.com, as the case may be.

Additionally, each of the documents contains a date which represents the date the PDF was created.

31. The documents attached hereto as Exhibit 1 represent true, accurate and authentic representations of the cheat code content observed on each of the web pages identified by the applicable url (found on each document) as of the date indicated on each document.

32. On December 28, 2009, Plaintiff filed his Motion for Partial Summary Judgment and for the first time alleged infringement based on the selection and arrangement of alpha-numeric codes for the Game Shark device.


33. Up until that time, Plaintiff's case had been limited to the twelve examples disclosed in discovery and was based upon the alleged verbatim copying of narrative style cheats.

34. The documents attached hereto as Exhibit 2 represent true, accurate and authentic copies of emails between myself and Plaintiff's former counsel discussing, negotiating, and sometimes agreeing upon the specific wording of narrative style cheats which, at the time, Plaintiff alleged to have authored in their entirety. We were discussing the language of the cheats in an effort to arrive at wording that Defendant Wise could use on his site in order to avoid, in Plaintiff's opinion, a cause of action for infringement.

35. It is now clear that the Plaintiff did not author many of the cheats which were previously discussed by the parties in this way.

I declare under the penalty of perjury that the foregoing are true and correct statements.

Dated this 4<sup>th</sup> day of March 2010.



\_\_\_\_\_  
Charles Lee Mudd, Jr.

STATE OF Illinois )

)SS:

COUNTY OF Cook )


The foregoing AFFIDAVIT OF CHARLES LEE MUDD JR. has been subscribed and sworn to me before this 4<sup>th</sup> day of March 2010, by Charles Lee Mudd Jr.



Lyudmila Janusonis  
Notary Public

My Commission Expires: 7-31-2012

**BLAZBLUE: CALAMITY TRIGGER**





# GameWinners.com

HOME | CHEATS | NEWS | REVIEWS | VIDEOS | FORUMS



Verizon High Speed Internet And Phone For Just **\$69<sup>99</sup>** /MONTH W/ 1-YR AGMT (PLUS TAXES & FEES) **FREE COMPAQ MINI NETBOOK\***   **Order Now!** (CUSTOMER RESPONSIBLE FOR TAXES, SHIPPING AND HANDLING.) \* LEGAL

## BlazBlue: Calamity Trigger (Xbox 360)

From GameWinners

### Unlockables

#### Astral Heat

Successfully complete Arcade mode with a character to unlock their Astral Heat. Note: Ragna already starts with his Astral Heat.

#### Unlimited characters

Complete the indicated task to unlock the corresponding character.

**Unlimited Hakumen:** Complete Hakumen's Arcade mode.

**Unlimited Rachel:** Complete Rachel's Arcade mode.

**Unlimited Ragna:** Complete Ragna's Arcade mode.

**Unlimited v-13:** Complete v-13's Arcade mode.

#### Nu and Hakumen

Get a 100% completion with all ten starting characters.

#### Fight Unlimited Ragna in Arcade mode

Get a "Distortion Finish" more than ten times and do not lose any rounds. You will be challenged by Unlimited Ragna after your last opponent has been defeated.

tpernao csrfrmy sfnb ftaaeed

#### Japanese audio interview

Get 100% completion on a character's Story mode to unlock the bonus audio track in Gallery mode for that character.

#### True ending

Successfully complete Story mode with all characters.

### Contents

- 1 Unlockables
  - 1.1 Astral Heat
  - 1.2 Unlimited characters
  - 1.3 Nu and Hakumen
  - 1.4 Fight Unlimited Ragna in Arcade mode
  - 1.5 Japanese audio interview
  - 1.6 True ending
- 2 Achievements
- 3 More...



## Achievements

Complete the following achievements to unlock Xbox Live Gamerscore points.

- Dante (30 points):** (Arcade mode) Beat Arcade mode on the highest difficulty.
- Leonidas (40 points):** (Score Attack mode) Beat Score Attack mode.
- I Am the Just Sword (20 points):** (Arcade or Score Attack mode) Defeat Hakumen in Arcade / Score Attack mode.
- Murakumo Activated... (20 points):** (Arcade or Score Attack mode) Defeat v-13 in Arcade / Score Attack mode.
- Wanderer (10 points):** (Player Match mode) Experience a Player Match.
- Warrior (30 points):** (Player Match mode) Experience is power.
- Voyeur (10 points):** (Player Match mode) Learn from the mistakes of others.
- Ruler of Kagutsuchi (10 points):** [Ranked Match / Player Match] Fight against different opponents.
- Be Gentle... It's My First Time. (10 points):** [Ranked Match] Experience a Ranked Match.
- That Was Incredible! (10 points):** [Ranked Match] Conquer a Ranked Match.
- You Brute! (20 points):** [Ranked Match] Win several Ranked Matches in a row.
- 100 Trials (20 points):** [Ranked Match] Strive higher in Ranked Matches.
- 200 Trials (40 points):** [Ranked Match] Strive even higher in Ranked Matches.
- Hands Where I Can See Them (30 points):** (Gallery mode) Collect more art!
- I Like to Watch (10 points):** (Replay Theater mode) Collect replay data.
- Hello World ! (10 points):** (Story mode) Understand the truth of the story.
- You're the Best! Around! (20 points):** (Training mode) You still have much to learn.
- Legionnaire (20 points):** Increase your level.
- Praetorian Guardsman (30 points):** Increase your level even more.

Additionally there are thirty one secret achievements.

- Words Hurt Too (30 points):** Let an opponent get a 5,000 hit-point lead on you, then taunt you.
- Designated Driver (30 points):** Used Distortion Drive over 100 times.
- Their Numbers Count for Nothing (20 points):** Performed an instant block 300 times.
- Greased Pig (10 points):** Successfully escaped 50 throws.
- Restraining Order (20 points):** Used Barrier Burst over 30 times.
- I'm Faster Than Anybody (20 points):** (Ranked / Player Match) Get "First Strike" five times in a row.
- Hat-Trick (10 points):** In one match, successfully pulled off "Thirteen Orphans", "The Great Wheel", and "All Green".
- In Living Color (10 points):** Used all the color palettes of a single character.
- It's Go Time (10 points):** Performed your first Astral Heat.
- Devil's Advocate (20 points):** Used Ragna's "Gauntlet Hades" over 100 times.
- This Is Important... (20 points):** Heard Noel say, "Hands off the panda!" over 100 times.
- I Can Rebuild Her... (10 points):** As Carl, decommissioned Nirvana three times in one round.
- Activate Termination Protocol (30 points):** Completed a 60+ hit combo using Nu.
- Nothing's Gonna Keep You Down (30 points):** Earned a Perfect victory 30 times.
- It's over 10,000! (30 points):** Dealt over 10,000 damage using Hakumen, without the use of an Astral Heat.
- Bangarang! (20 points):** Fought against Bang as Bang, and both activated the "Fu-Rin-Ka-Zan".
- Cat-a-pult (10 points):** Threw a Kaka kitten using Taokaka's "Kitty Litter Special!".
- It's The Only Way To Be Sure (10 points):** Performed a 20 hit combo after the round is over.
- Dun Dun DUNNN! (30 points):** (Story) Saw the True Ending.
- Animation Conservation (20 points):** Used Rapid Cancel over 100 times.
- Victory Is an Illusion (30 points):** (Arcade / Score Attack) Defeated "Unlimited" Rachel.
- Beautiful Arakune (20 points):** Had a perfect match using Arakune.
- Spoonfull of Sugar (20 points):** Stayed afloat for over 25 seconds with Rachel.
- Carpal Tunnel (20 points):** Exceed a total playtime of 25 hours.
- Welcome to the Azure Nightmare (30 points):** (Arcade / Score Attack) Defeated "Unlimited" Ragna, and obtained the power of darkness.
- Stop Hitting Yourself (20 points):** Used Counter Assault 30 times.
- Ride The Icing (10 points):** Used Musou Senshouzan or Tosshougeki over 20 times in one round, and finished the opponent off.
- This Just Got Real (20 points):** Caused a Double Down to occur.
- You Never Forget Your First (10 points):** Performed your first Barrier Crush.
- Discouraging Finish! (30 points):** Use an Astral Finish with every character.
- Irresistible (10 points):** Hit the opponent with Tager's "Spark Bolt" more than six times in one round.

## More...

**Reviews** (<http://reviews.gamewinners.com/data/censura.php?cmd=details&itemid=12179>)

Retrieved from "[http://www.gamewinners.com/Cheats/index.php/BlazBlue:\\_Calamity\\_Trigger\\_%28Xbox\\_360%29](http://www.gamewinners.com/Cheats/index.php/BlazBlue:_Calamity_Trigger_%28Xbox_360%29)"

Categories: Xbox 360 | Xbox 360 (North America) | Xbox 360 (Japan)

- © 1995-2009 GameWinners.com
- DMCA Notice




**Verizon**  
**High Speed Internet**  
**And Phone**

For Just  
**\$69<sup>99</sup>** 7-MONTH W/ 1-YR. AGMT  
(PLUS TAXES & FEES)

---

**FREE COMPAQ**  
**MINI NETBOOK<sup>®</sup>**



(CUSTOMER RESPONSIBLE FOR TAXES,  
SHIPPING AND HANDLING.)

▶ LEGAL

Order Now!

**Xbox 360**

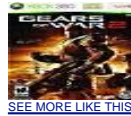
Home PS2 PS3 Xbox Xbox 360 GameCube Wii PC PSP DS GBA PSOne N64 Game Boy Dreamcast DVD  
 Videos | Podcasts | Special Features | Trade Games | Game News | CCC Email | Advertise With Us | Make CCC Your Homepage

Web  CheatCC.com

Google Search



right now on **ebay**  
 gears of war xbo Search



- \$30.00 [Gears of War 2 \(Xbox 360\)](#)
- \$9.75 [GEARS OF WAR Official COG TAGS Set BRAND NEW Xbox 3...](#)
- \$29.99 [Gears of War \(Xbox 360\)](#)
- \$27.99 [Gears of War 2 Xbox 360. Adult Owned](#)

Home
Make Us Your Home
Platforms
PlayStation 2
PlayStation 3
Xbox
Xbox 360
GameCube
Nintendo Wii
PC
Sony PSP
Nintendo DS
Game Boy Advance
PSOne
Nintendo 64
Game Boy
Dreamcast
DVD
Features
Videos *NEW*
CCC @ Twitter *NEW*
Special Features
E3 2009
Launch Centers
Event Coverage
Retro Gaming
Game News
Podcasts
Contests
Trade Video Games
Comics
Poll Vault
CCC Email
Advertise With Us
Employment
Contact Us

WHAT WOULD RELIABLE WEB SITE HOSTING DO FOR YOUR BUSINESS?  
 Score a "hole-in-one" with dependable web hosting, visit [NetworkSolutions.com](#) today!  
**Network Solutions**  
 GO FARTHER™

**BlazBlue: Calamity Trigger**

[Videos](#)  
[Review](#)



- Astral Heat  
 Successfully complete Arcade mode with a character to unlock their Astral Heat.  
**Note:** Ragna already starts with his Astral Heat.
- Unlimited characters  
 Successfully complete the indicated task to unlock the corresponding character:  
 Unlimited Hakumen: Successfully complete Hakumen's Arcade mode.  
 Unlimited Rachel: Successfully complete Rachel's Arcade mode.  
 Unlimited Ragna: Successfully complete Ragna's Arcade mode.  
 Unlimited v-13: Successfully complete v-13's Arcade mode.
- Play as Hakumen and Nu  
 Get a 100% completion with all ten starting characters to unlock Hakumen and Nu.
- Fight Unlimited Ragna in Arcade mode  
 Get a "Distortion Finish" more than ten times and do not lose any rounds. You will be challenged by Unlimited Ragna after your last opponent has been defeated.
- Alternate ending  
 Successfully Story mode with all characters to view the true ending.
- Achievements  
 Accomplish the indicated achievement to get the corresponding number of Gamerscore points:  
 Dante (30 points): Beat Arcade mode on the highest difficulty.  
 Leonidas (40 points): Beat Score Attack mode.  
 I Am the Just Sword (20 points): Defeat Hakumen in Arcade / Score Attack mode.  
 Murakumo Activated... (20 points): Defeat v-13 in Arcade / Score Attack mode.  
 Wanderer (10 points): [Player Match mode] Experience a Player Match.  
 Warrior (30 points): [Player Match mode] Experience is power.  
 Voyeur (10 points): [Player Match mode] Learn from the mistakes of others.  
[Ruler](#) of Kagutsuchi (10 points): Fight against different opponents in Ranked Match / Player Match mode.  
 Be Gentle... It's My First Time. (10 points): Experience a Ranked Match.  
 The Most Impassioned (10 points): Complete a Ranked Match.

right now on **ebay**  
 gears of war xbo Search

- \$30.00 [Gears of War 2 \(Xbox 360\)](#)
- \$9.75 [GEARS OF WAR Official COG TAGS Set BRAND NEW Xbox 360](#)
- \$29.99 [Gears of War \(Xbox 360\)](#)

[SEE MORE LIKE THIS](#)

right now on **ebay**  
 gears of war xbo Search



**The Daily Poll**

Recently, it has been rumored that the next Gears of War will get female COGs. What do you think?

- It's about time!
- It'd be a great way to break up the testosterone
- Are you serious?
- That's a bunch of hooley!
- If it's true, it'll be detrimental to the game
- Who cares?
- I hate Gears of War. Adding women won't save it

Vote

Results

[View Poll History](#)

JFK High School    Ridgmont High School  
 Find Your Old School Here  
[classmates.com](#)

**Latest News**  
 The Conduit 2 Muddled over; Sales Must Improve First  
 Bond, Spidey, and Tony all Getting New Games in 2010:

Singularity and StarCraft II  
Delays Explained

Microsoft Releases Games  
for Windows LIVE 3.0

Atari and Cryptic Reveal  
Pricing, Subscription Deals,  
and Exclusives for  
Champions Online

Xbox LIVE Summer Update  
Detailed by Microsoft

Final Fantasy XIV Details  
Revealed

Call of Duty: Modern  
Warfare Coming to Wii

First Call of Juarez: Bound  
in Blood Map Pack Coming  
Thursday

Left 4 Dead Crash Course  
DLC Coming!

Uncharted PS3 Bundled  
with \$50 Discount through  
Amazon

[More News...](#)

#### Related Articles

GameSpot: BlazBlue:  
Calamity Trigger Review

Kombo: Review: BlazBlue  
Offers Hardcore Fighting  
With Stylish Execution

TalkXbox: BlazBlue:  
Calamity Trigger Review

BM: BlazBlue: Calamity  
Trigger Review

NowGamer: BlazBlue:  
Calamity Trigger Review

GR: BlazBlue: Calamity  
Trigger Review

OXM: BlazBlue: Calamity  
Trigger Review

The Bender Podcast –  
Comic Books Copycats, Be  
in Rock Band, and Black  
Football

BlazBlue: Calamity Trigger  
Review

BlazBlue: Calamity Trigger -  
Xbox Evolved Review

You Brute! (20 points): Win several Ranked Matches in a row.  
100 Trials (20 points): Strive higher in Ranked Matches.  
200 Trials (40 points): Strive even higher in Ranked Matches.  
Hands Where I Can See Them (30 points): Collect more art in [Gallery](#)  
mode.  
I Like to Watch (10 points): Collect replay data in Replay Theater mode.  
Hello World ! (10 points): Understand the truth of the story in Story  
mode.  
You're the Best! Around! (20 points): [Training mode] You still have  
much to learn.  
Legionnaire (20 points): Increase your level.  
Praetorian Guardsman (30 points): Increase your level even more.

Additionally, there are 31 secret achievements:

Words Hurt Too (30 points): Let an opponent get a 5,000 hit-point lead  
on you, then taunt you.  
Designated [Driver](#) (30 points): Used Distortion Drive over 100 times.  
Their Numbers Count for Nothing (20 points): Performed an instant block  
300 times.  
Greased Pig (10 points): Successfully escaped 50 throws.  
Restraining Order (20 points): Used Barrier Burst over 30 times.  
I'm Faster Than Anybody (20 points): (Ranked/Player Match) Get "First  
Strike" five times in a row.  
Hat-Trick (10 points): In one match, successfully pulled off "Thirteen  
Orphans", "The Great Wheel", and "All Green".  
In Living [Color](#) (10 points): Used all the color palettes of a single  
character.  
It's Go Time (10 points): Performed your first Astral Heat.  
Devil's Advocate (20 points): Used Ragna's "Gauntlet Hades" over 100  
times.  
This Is Important... (20 points): Heard Noel say, "Hands off the [panda](#)!"  
over 100 times.  
I Can Rebuild Her... (10 points): As Carl, decommissioned Nirvana three  
times in one round.  
Activate Termination Protocol (30 points): Completed a 60+ hit combo  
using Nu.  
Nothing's Gonna Keep You Down (30 points): Earned a Perfect victory 30  
times.  
It's over 10,000! (30 points): Dealt over 10,000 damage using  
Hakumen, without the use of an Astral Heat.  
Bangarang! (20 points): Fought against Bang as Bang, and both  
activated the "Fu-Rin-Ka-Zan".  
Cat-a-pult (10 points): Threw a Kaka [kitten](#) using Taokaka's "Kitty Litter  
Special!".  
It's The Only Way To Be Sure (10 points): Performed a 20 hit combo  
after the round is over.  
Dun Dun DUNNNI (30 points): (Story) Saw the True Ending.  
Animation Conservation (20 points): Used Rapid Cancel over 100 times.  
Victory Is an Illusion (30 points): (Arcade/Score Attack) Defeated  
"Unlimited" Rachel.  
Beautiful Arakune (20 points): Had a perfect match using Arakune.  
Spoonfull of Sugar (20 points): Stayed afloat for over 25 seconds with  
Rachel.  
Carpal Tunnel (20 points): Exceed a total playtime of 25 hours.  
Welcome to the Azure [Nightmare](#) (30 points): (Arcade/Score Attack)  
Defeated "Unlimited" Ragna, and obtained the power of darkness.  
Stop Hitting Yourself (20 points): Used [Counter](#) Assault 30 times.  
Ride The Icing (10 points): Used Musou Senshouzan or Tosshougeki  
over 20 times in one round, and finished the opponent off.  
This Just Got Real (20 points): Caused a Double Down to occur.  
You Never Forget Your First (10 points): Performed your first Barrier  
Crush.  
Discouraging Finish! (30 points): Use an Astral Finish with every  
character.  
Irresistible (10 points): Hit the opponent with Tager's "Spark Bolt" more  
than six times in one round.



WHAT WOULD RELIABLE  
WEB SITE HOSTING DO  
FOR YOUR BUSINESS?  
[FIND OUT >>](#)

Score a "hole-in-one" with  
dependable web hosting, visit  
[NetworkSolutions.com](http://NetworkSolutions.com) today!

Network  
**Solutions.**  
GO FARTHER™

[Videos](#) | [Podcasts](#) | [Special Features](#) | [Game News](#) | [CCC Email](#) | [Advertise With Us](#) | [Employment](#) | [Privacy](#)  
[Home](#) | [PS2](#) | [PS3](#) | [Xbox](#) | [Xbox 360](#) | [GameCube](#) | [Wii](#) | [PC](#) | [PSP](#) | [DS](#) | [GBA](#) | [PSOne](#) | [N64](#) | [Game Boy](#) | [Dreamcast](#) | [DVD](#)  
Copyright © 1997-2009 Cheat Code Central. All rights reserved.



Xbox 360



**Test DR. Unlimited Cheats**

All Test Drive Unlimited Cheats Walkthroughs, ten usd per mo, codes SecretGameCheats.Net/

**Cheats Codes**

For All Your Cheats, Visit Now For Cheats Codes! www.CheatCodesWeb.com

**Get Free Cheats**

Get Cheats, FAQs & the Latest Games Info with the Free Games Toolbar Games.alot.com

Ads by Google

Home
Make Us Your Home
Platforms
PlayStation 2
PlayStation 3
Xbox
Xbox 360
GameCube
Nintendo Wii
PC
Sony PSP
Nintendo DS
Game Boy Advance
PSOne
Nintendo 64
Game Boy
Dreamcast
DVD
Features
Videos *NEW*
CCC @ Twitter *NEW*
Special Features
E3 2009
Launch Centers
Event Coverage
Retro Gaming
Game News
Podcasts
Contests
Trade Video Games
Comics
Poll Vault
CCC Email
Advertise With Us
Employment
Contact Us

JFK High School Ridgmont High School  
 Find Your Old School Here  
 classmates.com

**Latest News**

The Week in Review & Rumor Round-up: Tons of Game Announcements Made, Activation and Double Fine Settle, Netflix to Wii and

The Hottest Entertainment Portal  
 Games, Movies, Music, and More!  
 www.UGO.com Feedback - Ads by Google

BlazBlue: Calamity Trigger

[Videos](#)

[Review](#)



- Astral Heat

Successfully complete Arcade mode with a character to unlock their Astral Heat.  
**Note:** Ragna already starts with his Astral Heat.

- Unlimited characters

Successfully complete the indicated task to unlock the corresponding character:

- Unlimited Hakumen: Successfully complete Hakumen's Arcade mode.
- Unlimited Rachel: Successfully complete Rachel's Arcade mode.
- Unlimited Ragna: Successfully complete Ragna's Arcade mode.
- Unlimited v-13: Successfully complete v-13's Arcade mode.

- Play as Hakumen and Nu

Get a 100% completion with all ten starting characters to unlock Hakumen and Nu.

- Fight Unlimited Ragna in Arcade mode

Get a "Distortion Finish" more than ten times and do not lose any rounds. You will be challenged by Unlimited Ragna after your last opponent has been defeated.

- Japanese audio interview

Get a 100% completion in a character's Story mode to unlock the bonus audio track in [Gallery](#) mode for that character.

- Alternate ending

Successfully Story mode with all characters to ridger the true ending.

- Achievements

Accomplish the indicated achievement to get the corresponding number of Gamerscore points:

- Dante (30 points): Beat Arcade mode on the highest difficulty.
- Leonidas (40 points): Beat Score Attack mode.
- I Am the Just Sword (20 points): Defeat Hakumen in Arcade / Score Attack mode.
- Murakumo Activated... (20 points): Defeat v-13 in Arcade / Score Attack mode.
- Wanderer (10 points): [Player Match mode] Experience a Player Match.
- Warrior (30 points): [Player Match mode] Experience is power.

www.UGO.com  
 Ads by Goo000oodle

CHECK OUT OUR SPECIAL FEATURE TO FIND OUT

**The Daily Poll**

What do you prefer to do?

- Play sports
- Watch sports
- Play sports video games
- None of the above. I'll stick to just plain ol' video games

Vote

Results

View Poll History

More!

Murder They Programmed;  
Devs Exact Revenge!

New Content Added to Final  
Fantasy XIV Website

Activision and Double Fine  
Settle out of Court

Microsoft's Games on  
Demand Service Gets Title  
Price Range and Content  
List

Skies of Arcadia 2 in the  
Works at SEGA?

The Conduit 2 Mull'd over;  
Sales Must Improve First

Bond, Spidey, and Tony all  
Getting New Games in 2010;  
Singularity and StarCraft II  
Delays Explained

Microsoft Releases Games  
for Windows LIVE 3.0

Atari and Cryptic Reveal  
Pricing, Subscription Deals,  
and Exclusives for  
Champions Online

[More News...](#)



**Related Articles**

Will You Be Crowned  
"Super VS Battle 2009-The  
World Championship" ?

GameSpot: BlazBlue:  
Calamity Trigger Review

Kombo: Review: BlazBlue  
Offers Hardcore Fighting  
With Stylish Execution

TalkXbox: BlazBlue:  
Calamity Trigger Review

BM: BlazBlue: Calamity  
Trigger Review

NowGamer: BlazBlue:  
Calamity Trigger Review

GR: BlazBlue: Calamity  
Trigger Review

OXM: BlazBlue: Calamity  
Trigger Review

The Bender Podcast -  
Comic Books Copycats, Be  
in Rock Band, and Black  
Football

BlazBlue: Calamity Trigger  
Review



Voyeur (10 points): [Player Match mode] Learn from the mistakes of others.  
[Rule](#) of Kagutsuchi (10 points): Fight against different opponents in Ranked Match / Player Match mode.  
Be Gentle... It's My First Time. (10 points): Experience a Ranked Match.  
That Was Incredible! (10 points): Conquer a Ranked Match.  
You Brute! (20 points): Win several Ranked Matches in a row.  
100 Trials (20 points): Strive higher in Ranked Matches.  
200 Trials (40 points): Strive even higher in Ranked Matches.  
Hands Where I Can See Them (30 points): Collect more art in [Gallery](#) mode.  
I Like to Watch (10 points): Collect replay data in Replay Theater mode.  
Hello World ! (10 points): Understand the truth of the story in Story mode.  
You're the Best! Around! (20 points): [Training mode] You still have much to learn.  
Legionnaire (20 points): Increase your level.  
Praetorian Guardsman (30 points): Increase your level even more.

Additionally, there are 31 secret achievements:

Words Hurt Too (30 points): Let an opponent get a 5,000 hit-point lead on you, then taunt you.  
Designated [Driver](#) (30 points): Used Distortion Drive over 100 times.  
Their Numbers Count for Nothing (20 points): Performed an instant block 300 times.  
Greased Pig (10 points): Successfully escaped 50 throws.  
Restraining Order (20 points): Used Barrier Burst over 30 times.  
I'm Faster Than Anybody (20 points): (Ranked/Player Match) Get "First Strike" five times in a row.  
Hat-Trick (10 points): In one match, successfully pulled off "Thirteen Orphans", "The Great Wheel", and "All Green".  
In Living [Color](#) (10 points): Used all the color palettes of a single character.  
It's Go Time (10 points): Performed your first Astral Heat.  
Devil's Advocate (20 points): Used Ragna's "Gauntlet Hades" over 100 times.  
This Is Important... (20 points): Heard Noel say, "Hands off the panda!" over 100 times.  
I Can Rebuild Her... (10 points): As Carl, decommissioned Nirvana three times in one round.  
Activate Termination Protocol (30 points): Completed a 60+ hit combo using Nu.  
Nothing's Gonna Keep You Down (30 points): Earned a Perfect victory 30 times.  
It's over 10,000! (30 points): Dealt over 10,000 damage using Hakumen, without the use of an Astral Heat.  
Bangarang! (20 points): Fought against Bang as Bang, and both activated the "Fu-Rin-Ka-Zan".  
Cat-a-pult (10 points): Threw a Kaka [kitten](#) using Taokaka's "Kitty Litter Special!".  
It's The Only Way To Be Sure (10 points): Performed a 20 hit combo after the round is over.  
Dun Dun DUNNN! (30 points): (Story) Saw the True Ending.  
Animation Conservation (20 points): Used Rapid Cancel over 100 times.  
Victory Is an Illusion (30 points): (Arcade/Score Attack) Defeated "Unlimited" Rachel.  
Beautiful Arakune (20 points): Had a perfect match using Arakune.  
Spoonfull of Sugar (20 points): Stayed afloat for over 25 seconds with Rachel.  
Carpal Tunnel (20 points): Exceed a total playtime of 25 hours.  
Welcome to the [Azure](#) Nightmare (30 points): (Arcade/Score Attack) Defeated "Unlimited" Ragna, and obtained the power of darkness.  
Stop Hitting Yourself (20 points): Used Counter Assault 30 times.  
Ride The Icening (10 points): Used Musou Senshouzan or Tosshougeki over 20 times in one round, and finished the opponent off.  
This Just Got Real (20 points): Caused a [Double Down](#) to occur.  
You Never Forget Your First (10 points): Performed your first Barrier Crush.  
Discouraging Finish! (30 points): Use an Astral Finish with every character.  
Irresistible (10 points): Hit the opponent with Tager's "Spark Bolt" more than six times in one round.

**Test DR. Unlimited Cheats**

All Test Drive Unlimited Cheats Walkthroughs, ten usd per mo, codes  
[SecretGameCheats.Net/](http://SecretGameCheats.Net/)



Ads by Google

[Videos](#) [Podcasts](#) [Special Features](#) [Game News](#) [CCC Email](#) [Advertise With Us](#) [Employment](#) [Privacy](#)

[Home](#) | [PS2](#) | [PS3](#) | [Xbox](#) | [Xbox 360](#) | [GameCube](#) | [Wii](#) | [PC](#) | [PSP](#) | [DS](#) | [GBA](#) | [PSOne](#) | [N64](#) | [Game Boy](#) | [Dreamcast](#) | [DVD](#)

Copyright © 1997-2009 Cheat Code Central. All rights reserved.

## **DYNASTY WARRIORS 6: EMPIRES**



# GameWinners.com

HOME | **CHEATS** | NEWS | REVIEWS | VIDEOS | FORUMS

GET THERE QUICKER, CLEANER.

Learn more at LEXUS.COM

THE ALL-NEW RX HYBRID



Optional eq

## Dynasty Warriors 6 Empires (Xbox 360)

### From GameWinners

*This game is titled **Dynasty Warriors 6 Empires** in North America, Europe, and Australia, and **Shin Sangoku Musou 5 Empires** in Japan.*

## Unlockables

### Edit mode costumes

Successfully complete the indicated Mercenary missions in Empire mode to unlock the corresponding male and female costumes. Note: Complete the stages multiple times unlock all the pieces.

**Hawk or Owl:** "Shao Hua Bandits", "Ju Zhang Bandits", and "Hei Shan Bandits"

**Imperial or Princess:** "Guard Lady Cai Wenji", "Accompany Lady Cai Wenji" and "Defend Lady Cai Wenji"

**Kung Fu or Summer:** "Wu Tai Monk's Training", "Wu Tai Monk's Challenge" and "Wu Tai Final Trial"

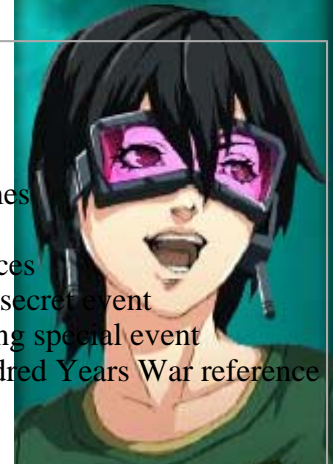
**Occult or Sage:** "Stop Insurrection", "Suppress Insurrection" and "Crush Insurrection"

**Tribal or Wildcat:** "Tribal Encounter", "Tribal Invasion" and "Tribal War"

**Water Dragon or Pirate:** "Jin Fan Pirates", "Qian Tang Pirates" and "Bai Bo Pirates"

## Contents

- 1 Unlockables
  - 1.1 Edit mode costumes
- 2 Hints
  - 2.1 Easy costume pieces
  - 2.2 Diao Chan's Plan secret event
  - 2.3 Lu Meng's Training special event
  - 2.4 Bladestorm: Hundred Years War reference
- 3 Achievements
- 4 More...



eria  
ERIA GAMES.COM

## Hints

### Easy costume pieces

Use the following trick to unlock all the costumes pieces without having to replay a level repeatedly. Play a level that unlocks the desired costume. Just before the level ends, select "Option" and save the game on file A. Complete the level to get a random costume piece. Then, save the game on file B. Load save file A and you will be back on that level. End the level to get another random costume piece. Save the game on file B, load file A, and repeat until all costume pieces are obtained.

### Diao Chan's Plan secret event

When you become a ruler in Empire mode, be wary of the officer Diao Chan. Staying true to her namesake and Story mode, she has only one reason to enter your employ. When obtained, and a message stating, "Hearing of your deeds...." or something to that effect, "...Diao Chan decided to join you", dismiss her. She will steal some of your officers in this random event you cannot control or stop once in motion, saying "I can finally put my father's plan into action" or something similar, Note: If it instead states "Diao Chan entered your employ", the event most likely should not happen.

Michael Gutowski

### Lu Meng's Training special event

When in Ruler mode and you obtain Lu Meng, he asks you to leave on a journey to train and learn. You have no say in the matter, but for a few months, his troop count falls to 1 (as in just himself). You are free to use him, but this is not wise, considering the effects of troop numbers in battles, which is very important compared to Officer mode. When he returns, he obtains a second ability, "Flames" (though it may be random), and his troop count returns to normal.

Michael Gutowski

### *Bladestorm: Hundred Years War* reference

After completing Officer mode or possibly Empire mode in general you will unlock a Knight armor set. The armor set when examined, is from Bladestorm. It is the paladin set.

AzureBlaise

## Achievements

Complete the following achievements to unlock Xbox Live Gamerscore points.

hitm iui stpin

**A Challenger Appears (15 points):** Complete a battle as a custom character.

**A Man of Vision (15 points):** Complete a battle as Cao Cao.

**Benevolent Ruler (15 points):** Complete a battle as Liu Bei.

**Brains and Beauty (15 points):** Complete a battle as Yue Ying.

**Bringer of Peace (15 points):** Complete a battle as Cao Ren.

**Cold as Ice (15 points):** Complete a battle as Ling Tong.

**Elegant Dancer (15 points):** Complete a battle as Diao Chan.

**Enchanting Beauty (15 points):** Complete a battle as Zhen Ji.  
**Exquisite Flower (15 points):** Complete a battle as Xiao Qiao.  
**Feared Throughout the Land (15 points):** Complete a battle as Zhang Liao.  
**Fierce Barbarian (15 points):** Complete a battle as Wei Yan.  
**God of War (15 points):** Complete a battle as Guan Yu.  
**Gourmand (15 points):** Complete a battle as Xu Zhu.  
**Grand Master (15 points):** Complete a battle as Zhang Jiao.  
**Hot Blooded (15 points):** Complete a battle as Sun Ce.  
**Jovial Warrior (15 points):** Complete a battle as Zhang Fei.  
**Little Dragon (15 points):** Complete a battle as Zhao Yun.  
**Loyal Companion (15 points):** Complete a battle as Zhou Yu.  
**Master of Intrigue (15 points):** Complete a battle as Sima Yi.  
**Master of Strategy (15 points):** Complete a battle as Zhuge Liang.  
**Menace on the Battlefield (15 points):** Complete a battle as Dian Wei.  
**Mightiest in the Land (15 points):** Complete a battle as Lu Bu.  
**Mysterious Traveler (15 points):** Complete a battle as Pang Ting.  
**Nanman King (15 points):** Complete a battle as Meng Huo.  
**One-Eyed Wolf (15 points):** Complete a battle as Xiahou Dun.  
**Paradise of Tyranny (15 points):** Complete a battle as Dong Zhuo.  
**Pillar of Wu (15 points):** Complete a battle as Huang Gai.  
**Proud Nobleman (15 points):** Complete a battle as Yuan Shao.  
**Quick as Lightning (15 points):** Complete a battle as Xiahou Yuan.  
**Refined Warrior (15 points):** Complete a battle as Zhang He.  
**Righteous Crusader (15 points):** Complete a battle as Ma Chao.  
**Rising Star of Wu (15 points):** Complete a battle as Lu Xun.  
**Rough-and-tumble (15 points):** Complete a battle as Gan Ning.  
**Seasoned Veteran (15 points):** Complete a battle as Huang Zhong.  
**Silent Warrior (15 points):** Complete a battle as Zhou Tai.  
**Son of the God of War (15 points):** Complete a battle as Guan Ping.  
**The Warrior's Act (15 points):** Complete a battle as Xu Huang.  
**Tiger of Jiang Dong (15 points):** Complete a battle as Sun Jian.  
**Tomboy of Sun (15 points):** Complete a battle as Sun Shang Xiang.  
**Triumph of Knowledge (15 points):** Complete a battle as Lu Meng.  
**Unrivaled Ambition (15 points):** Complete a battle as Cao Pi.  
**Unwavering Honor (15 points):** Complete a battle as Taishi Ci.  
**Young Tiger (15 points):** Complete a battle as Sun Quan.

## More...

**Reviews** (<http://reviews.gamewinners.com/data/censura.php?cmd=details&itemid=12079>)

Retrieved from "[http://www.gamewinners.com/Cheats/index.php/Dynasty\\_Warriors\\_6\\_Empires\\_%28Xbox\\_360%29](http://www.gamewinners.com/Cheats/index.php/Dynasty_Warriors_6_Empires_%28Xbox_360%29)"

Categories: Xbox 360 | Xbox 360 (North America) | Xbox 360 (Europe) | Xbox 360 (Australia)

- 
- © 1995-2009 GameWinners.com
  - DMCA Notice

# Xbox 360

Home PS2 PS3 Xbox Xbox 360 GameCube Wii PC P

Videos | Podcasts | Special Features | Trade Games | Game News | CC

Wet



Home
Make Us Your Home
<b>Platforms</b>
PlayStation 2
PlayStation 3
Xbox
Xbox 360
GameCube
Nintendo Wii
PC
Sony PSP
Nintendo DS
Game Boy Advance
PSOne
Nintendo 64
Game Boy
Dreamcast
DVD
<b>Features</b>
Videos <b>*NEW*</b>
Special Features
E3 2009 <b>*NEW*</b>
Fight Night Round 4 Special <b>*NEW*</b>
CCC @ Twitter <b>*NEW*</b>
Launch Centers
Event Coverage
Retro Gaming
Game News



  
**XBOX 360**



# A B C D E F G H I J K L M N O P Q R S T U V W X Y Z

## D

- [Damnation](#)
- [Dance Dance Revolution Universe](#)
- [Dance Dance Revolution Universe 2](#)
- [Dance Dance Revolution Universe 3](#)
- [Dark Messiah Of Might And Magic: Elements](#)
- [Dark Sector](#)
- [Darkness, The](#)
- [Dash Of Destruction](#)
- [Dead Or Alive 4](#)
- [Dead Or Alive Xtreme 2](#)
- [Dead Rising](#)
- [Dead Space](#)
- [Deadliest Catch: Alaskan Storm](#)
- [Death Tank](#)
- [Def Jam: Icon](#)
- [Defender](#)
- [Destroy All Humans! Path Of The Furon](#)
- [Devil May Cry 4](#)
- [Diario: Rebirth Moon Legend](#)
- [Diario: Reverse Moon Legend](#)
- [Dig Dug](#)
- [DiRT](#)
- [Discs Of Tron](#)
- [Dishwasher, The: Dead Samurai](#)
- [Disney Sing It](#)
- [Disney Sing It: High School Musical 3 - Senior Year](#)
- [Domino Master](#)
- [Don King Presents: Prizefighter](#)
- [Doom](#)
- [Double D Dodgeball](#)

[Podcasts](#)

[Contests](#)

[Trade Video Games](#)

[Comics](#)

[Poll Vault](#)

[CCC Email](#)

[Advertise With Us](#)

[Employment](#)

[Contact Us](#)

[Double Dragon](#)  
[Dragon Ball Z: Burst Limit](#)  
[Droplitz](#)  
[Duke Nukem 3D](#)  
[Dynasty Warriors 5: Empires](#)  
[Dynasty Warriors 5: Special](#)  
[Dynasty Warriors 6](#)  
[Dynasty Warriors: Gundam](#)  
[Dynasty Warriors: Gundam 2](#)



NETFLIX

### Latest News

The Week in Review & Rumor Round-up: Best Buy and Used Games, Mythic and BioWare Merge, id Software to ZeniMax, and More!

[Iron Man Creates Riot!\\*](#)

[Square Enix Japan Flaunting a Final Fantasy Countdown Banner](#)

[Uncharted Being Groomed for the Box Office](#)

[Gearbox Confirms New Project](#)

[Serious Sam HD Headed to XBLA](#)

[ZeniMax Media Acquires id Software](#)

[Halo 3: ODST Achievement List Leaked](#)

[Mythic Studios Merged under BioWare Banner](#)

[Kalypso Media Announce Tropico 3 for the Xbox 360](#)

[More News...](#)



**Online Exclusive! Real Deal.**  
Get cool phones, **Free** WITH NEW 2YR. ACTIVATION PER PHONE.  
**Free Overnight Shipping** with online orders

[Videos](#) [Podcasts](#) [Special Features](#) [Game News](#) [CCC Email](#) [Advertise With Us](#) [Ei](#)  
[Home](#) | [PS2](#) | [PS3](#) | [Xbox](#) | [Xbox 360](#) | [GameCube](#) | [Wii](#) | [PC](#) | [PSP](#) | [DS](#) | [GBA](#) | [PSOne](#) | [N64](#) | [Gam](#)  
Copyright © 1997-2009 Cheat Code Central. All rights reserved.



# Xbox 360

Home PS2 PS3 Xbox Xbox 360 GameCube Wii PC PSP DS GBA PSOne N64 Game Boy Dreamcast DVD  
Videos | Podcasts | Special Features | Trade Games | Game News | CCC Email | Advertise With Us | Make CCC Your Homepage

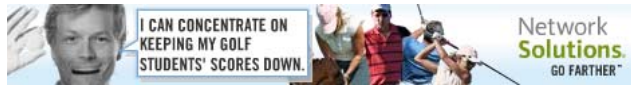
Web CheatCC.com

Google Search



**SPONSOR-A-MILE TO END SMA** Help CURE the #1 genetic killer of young children! SponsorAMile.com - \$10 per mile - Support a CURE for SMA

- Home
- Make Us Your Home
- Platforms
  - PlayStation 2
  - PlayStation 3
  - Xbox
  - Xbox 360
  - GameCube
  - Nintendo Wii
  - PC
  - Sony PSP
  - Nintendo DS
  - Game Boy Advance
  - PSOne
  - Nintendo 64
  - Game Boy
  - Dreamcast
  - DVD
- Features
  - Videos \*NEW\*
  - Special Features
  - E3 2009 \*NEW\*
  - Fight Night Round 4 Special \*NEW\*
  - CCC @ Twitter \*NEW\*
  - Launch Centers
  - Event Coverage
  - Retro Gaming
  - Game News
  - Podcasts
  - Contests
  - Trade Video Games
  - Comics
  - Poll Vault
  - CCC Email
  - Advertise With Us
  - Employment
  - Contact Us



## Dynasty Warriors 6: Empires

[Message Boards](#)

### Dynasty Warriors 6 Cheats

Dynasty Warriors 6 Cheats & Codes Walkthroughs, ten used per mo, codes  
[HiddenCheatCodes.Net/](http://HiddenCheatCodes.Net/)

### Samurai Warriors 2 Cheats

Samurai Warriors 2 Cheats & Codes cheat codes at ten dollars per mo  
[Video-Gamer-Cheats.Net](http://Video-Gamer-Cheats.Net)

### Need for Speed SHIFT

Shift into high gear w/ NFS SHIFT. Now the most realistic driving game  
[SHIFT.NeedForSpeed.com](http://SHIFT.NeedForSpeed.com)

### Games Cheats

Don't Waste Money. Compare & Save. Games Cheats  
[shopping.yahoo.com](http://shopping.yahoo.com)



Ads by Google

**Note:** This [game](#) is also titled Shin Sangoku Musou 5: Empires.

- Edit mode costumes

Successfully complete the indicated Mercenary missions in Empire mode to unlock the corresponding male and female costumes. **Note:** Complete the stages multiple times to unlock all the pieces.

Hawk/Owl: "Shao Hua Bandits", "Ju Zhang Bandits", and "Hei Shan Bandits"  
 Imperial/Princess: "Guard Lady Cai Wenji", "Accompany Lady Cai Wenji" and "Defend Lady Cai Wenji"  
 Kung Fu/Summer: "Wu Tai Monk's Training", "Wu Tai Monk's Challenge" and "Wu Tai Final Trial"  
 Occult/Sage: "Stop Insurrection", "Suppress Insurrection" and "Crush Insurrection"  
 Tribal/Wildcat: "Tribal Encounter", "Tribal Invasion" and "Tribal War"  
 Water Dragon/Pirate: "Jin Fan Pirates", "Qian Tang Pirates" and "Bai Bo Pirates"

- Easy costume pieces

Use the following trick to unlock all the costumes pieces without having to replay a level repeatedly. Play a level that unlocks the desired costume. Just before the level ends, select "Option", and save the [game](#) on file A. Complete the level to get a random costume piece. Then, save the game on file B. Load [save file](#) A, and you will be back on that level. Complete the level again to get another random costume piece. Save the game on file B, load file A, and repeat until all costume pieces are unlocked.

- Diao Chan's Plan secret event

When you become a ruler in Empire mode, be wary of the officer Diao Chan. Staying true to her namesake and Story mode, she has only one reason to enter your employ. When obtained, and a message stating, "Hearing of your deeds..." or something to that effect, "...Diao Chan decided to join you", dismiss her. She will steal some of your officers in this random event that you cannot control or stop once in motion, saying "I can finally put my father's plan into action" or something similar. **Note:** If it instead states "Diao Chan entered your employ", the event most likely should not happen.

- Lu Meng's Training special event

When in Ruler mode and you obtain Lu Meng, he asks you to leave on a journey to train and learn. You have no say in the matter, but for a few months, his troop count falls to 1 (as in just himself). You are free to use him, but this is not wise, considering the effects of troop numbers in battles, which is very important compared to Officer mode. When he returns, he obtains a second ability, "Flames" (though it may be random), and his troop count returns to normal.

SPONSOR-A-MILE TO END SMA

Help CURE the #1 genetic infant killer!

SponsorAMile.com

\$10 per mile

IN CCC'S BRAND NEW VIDEO SECTION!

## The Daily Poll

What are your first impressions of Four Warriors of Light: Final Fantasy Gaiden?

- 5 - This game will rule
- 4 - Four-player co-op should be sweet
- 3 - Another log on the fire
- 2 - It looks weak
- 1 - It's going to suck
- What are you talking about?
- I hate Final Fantasy

Vote

Results

[View Poll History](#)

COMPARE YOUR LOAN OPTIONS

Current Refinance Offers:  
 \$200,000 for \$1,029/mo fixed  
 \$300,000 for \$1,543/mo fixed

LendingTree Start Now

### Latest News

The Week in Review & Dinner Roundup: Ubisoft

Expands, Valve and EA Taking Requests, Eidos No Longer?, and More!

Plants vs. Zombies Venturing away from the PC

LittleBigPlanet Getting Re-released as a Game of the Year Version

Singularity Pushed Back for Timing Purposes

Wii Fit Plus Getting Unbundled and Price Reduced?

Modern Warfare 2 Bringing back the Call of Duty Moniker?

Alan Wake to Get PC Delay

Dead to Rights: Retribution Pushed back to 2010?

Command & Conquer 4 Announcement Let Slip

Fight Night Round 4 to Get Face Button Controls; Further DLC Fleshed out

[More News...](#)



**Related Articles**  
PSInsider Review - Dynasty Warriors 6: Empires

Kombo: Dynasty Warriors 6: Empires Review

Dynasty Warriors 6: Empires PS3, Xbox 360 Review - Console Obsession

Polly Pocket Pimp-out your Dynasty Warriors 6: Empires characters

Dynasty Warriors 6: Empires gets free DLC

Xbox Live Marketplace Update: Thursday 9th July 2009

Xbox Evolved: Dynasty Warriors 6: Empires Review

Electronic Theatre In-depth Review: Dynasty Warriors 6: Empires

Gaming Union: Dynasty Warriors 6: Empires Review

Console Monster: Dynasty Warriors 6 Empires Review



- **Bladestorm:** Hundred Years War reference

After completing Officer mode you will unlock a Knight armor set. It is the Paladin Set from *Bladestorm: Hundred Years War*.

- **Achievements**

Accomplish the indicated achievement to get the corresponding number of Gamerscore points:

- A Challenger Appears (15 points): Complete a battle as a custom character.
- A Man of Vision (15 points): Cleared by completing a battle as Cao Cao.
- Benevolent Ruler (15 points): Cleared by completing a battle as Liu Bei.
- Brains and Beauty (15 points): Cleared by completing a battle as Yue Ying.
- Bringer of Peace (15 points): Cleared by completing a battle as Cao Ren.
- Cleared "Battle of Guan Du" (30 points): Cleared by reaching the end of the "Battle of Guan Du" scenario.
- Cleared "A Land in Chaos" (30 points): Cleared by reaching the end of the A Land in Chaos scenario.
- Cleared "Chi Bi" (30 points): Cleared by reaching the end of the Chi Bi scenario.
- Cleared "Three Kingdoms" (30 points): Cleared by reaching the end of the Three Kingdoms scenario.
- Cleared "Yellow Turbans" (30 points): Cleared by reaching the end of the Yellow Turban Rebellion scenario.
- Cleared All Scenarios (90 points): Cleared by reaching the end of all scenarios.
- Cold as Ice (15 points): Cleared by completing a battle as Ling Tong.
- Elegant Dancer (15 points): Cleared by completing a battle as Diaochan.
- Enchanting Beauty (15 points): Cleared by completing a battle as Zhen Ji.
- Exquisite Flower (15 points): Cleared by completing a battle as Xiao Qiao.
- Feared Throughout the Land (15 points): Cleared by completing a battle as Zhang Liao.
- Fierce Barbarian (15 points): Cleared by completing a battle as Wei Yan.
- God of War (15 points): Cleared by completing a battle as Guan Yu.
- Gourmand (15 points): Cleared by completing a battle as Xu Zhu.
- Grand Master (15 points): Cleared by completing a battle as Zhang Jiao.
- Hot Blooded (15 points): Cleared by completing a battle as Sun Ce.
- Jovial Warrior (15 points): Cleared by completing a battle as Zhang Fei.
- Little [Dragon](#) (15 points): Cleared by completing a battle as Zhao Yun.
- Loyal Companion (15 points): Cleared by completing a battle as Zhou Yu.
- Master of Intrigue (15 points): Cleared by completing a battle as Sima Yi.
- Master of Strategy (15 points): Cleared by completing a battle as Zhuge Liang.
- Menace on the Battlefield (15 points): Cleared by completing a battle as Dian Wei.
- Mightiest in the Land (15 points): Cleared by completing a battle as Lu Bu.
- Mysterious [Traveler](#) (15 points): Cleared by completing a battle as Pang Ting.
- Nanman King (15 points): Cleared by completing a battle as Meng Huo.
- One-Eyed [Wolf](#) (15 points): Cleared by completing a battle as Xiaohu Dun.
- Paradise of Tyranny (15 points): Cleared by completing a battle as Dong Zhuo.
- Pillar of Wu (15 points): Cleared by completing a battle as Huang Gai.
- Proud Nobleman (15 points): Cleared by completing a battle as Yuan Shao.
- Quick as Lightning (15 points): Cleared by completing a battle as Xiaohu Yuan.
- Refined Warrior (15 points): Cleared by completing a battle as Zhang He.
- Righteous Crusader (15 points): Cleared by completing a battle as Ma Chao.
- Rising Star of Wu (15 points): Cleared by completing a battle as Lu Xun.
- Rough-and-tumble (15 points): Cleared by completing a battle as Gan Ning.
- Seasoned Veteran (15 points): Cleared by completing a battle as Huang Zhong.
- Silent Warrior (15 points): Cleared by completing a battle as Zhou Tai.
- Son of the God of War (15 points): Cleared by completing a battle as Guan Ping.
- The Warrior's Act (15 points): Cleared by completing a battle as Xu Huang.
- Tiger of Jiang Dong (15 points): Cleared by completing a battle as Sun Jian.
- Tomboy of Sun (15 points): Cleared by completing a battle as Sun Shang Xiang.
- Triumph of Knowledge (15 points): Cleared by completing a battle as Lu Meng.
- Unlocked All Bonuses (115 points): Cleared by unlocking all bonus material.
- Unrivaled Ambition (15 points): Cleared by completing a battle as Cao Pi.
- Unwavering Honor (15 points): Cleared by completing a battle as Taishi Ci.
- Young Tiger (15 points): Cleared by completing a battle as Sun Quan.





[Videos](#) [Podcasts](#) [Special Features](#) [Game News](#) [CCC Email](#) [Advertise With Us](#) [Employment](#) [Privacy](#)  
[Home](#) | [PS2](#) | [PS3](#) | [Xbox](#) | [Xbox 360](#) | [GameCube](#) | [Wii](#) | [PC](#) | [PSP](#) | [DS](#) | [GBA](#) | [PSOne](#) | [N64](#) | [Game Boy](#) | [Dreamcast](#) | [DVD](#)  
Copyright © 1997-2009 Cheat Code Central. All rights reserved.

# Xbox 360

Home PS2 PS3 Xbox Xbox 360 GameCube Wii PC PSP DS GBA PSOne N64 Game Boy Dreamcast DVD  
Videos | Podcasts | Special Features | Trade Games | Game News | CCC Email | Advertise With Us | Make CCC Your Homepage

Web  CheatCC.com

Google Search



**FEED YOUR KIDS THE ARTS!**  
10 SIMPLE WAYS TO LEARN HOW →

AMERICAN ARTS Ad Council  
AmericansForTheArts.org

Home
Make Us Your Home
Platforms
PlayStation 2
PlayStation 3
Xbox
Xbox 360
GameCube
Nintendo Wii
PC
Sony PSP
Nintendo DS
Game Boy Advance
PSOne
Nintendo 64
Game Boy
Dreamcast
DVD
Features
Videos *NEW*
Special Features
E3 2009 *NEW*
Fight Night Round 4 Special *NEW*
CCC @ Twitter *NEW*
Launch Centers
Event Coverage
Retro Gaming
Game News
Podcasts
Contests
Trade Video Games
Comics
Poll Vault
CCC Email
Advertise With Us
Employment
Contact Us

WHAT WOULD RELIABLE WEB SITE HOSTING DO FOR YOUR BUSINESS?  
Score a "hole-in-one" with dependable web hosting, visit [NetworkSolutions.com](http://NetworkSolutions.com) today!

Network Solutions. GO FARTHER™

**XBOX 360**

# ABCDEFGHIJKLMNOPQRSTUVWXYZ

**D**

- [Damnation](#)
- [Dance Dance Revolution Universe](#)
- [Dance Dance Revolution Universe 2](#)
- [Dance Dance Revolution Universe 3](#)
- [Dark Messiah Of Might And Magic: Elements](#)
- [Dark Sector](#)
- [Darkness, The](#)
- [Dash Of Destruction](#)
- [Dead Or Alive 4](#)
- [Dead Or Alive Xtreme 2](#)
- [Dead Rising](#)
- [Dead Space](#)
- [Deadliest Catch: Alaskan Storm](#)
- [Death Tank](#)
- [Def Jam: Icon](#)
- [Defender](#)
- [Destroy All Humans! Path Of The Furon](#)
- [Devil May Cry 4](#)
- [Diario: Rebirth Moon Legend](#)
- [Diario: Reverse Moon Legend](#)
- [Dig Dug](#)
- [DIRT](#)
- [Discs Of Tron](#)
- [Dishwasher, The: Dead Samurai](#)
- [Disney Sing It](#)
- [Disney Sing It: High School Musical 3 - Senior Year](#)
- [Domino Master](#)
- [Don King Presents: Prizefighter](#)
- [Doom](#)
- [Double D Dodgeball](#)
- [Double Dragon](#)
- [Dragon Ball Z: Burst Limit](#)
- [Droplitz](#)
- [Duke Nukem 3D](#)
- [Dynasty Warriors 5: Empires](#)
- [Dynasty Warriors 5: Special](#)
- [Dynasty Warriors 6](#)
- [Dynasty Warriors 6: Empires](#)
- [Dynasty Warriors: Gundam](#)
- [Dynasty Warriors: Gundam 2](#)

**SPONSOR-A-MILE TO END SMA**

Help CURE the #1 genetic infant killer!

SponsorAMile.com

**\$10 per mile**

WE HAVE VIDEOS NOW! COME CHECK OUT THE LATEST GAME TRAILERS

**\$400,000 MATCH & WIN GIVEAWAY**

JUNE 29 - JULY 26

**AMERISTAR CASINO • HOTEL**


(ROLL OVER)

Must be 21. See Strz Awards for complete details. Gambling problem? Call 1-800-221-1111

## The Daily Poll

What are your first impressions of Four Warriors of Light: Final Fantasy Gaiden?

- 5 - This game will rule
- 4 - Four-player co-op should be sweet
- 3 - Another log on the fire



**Latest News**  
The Week in Review & Rumor Round-up: Ubisoft

Expands, Valve and EA Taking Requests, Eidos No Longer?, and More!

Plants vs. Zombies Venturing away from the PC

LittleBigPlanet Getting Re-released as a Game of the Year Version

Singularity Pushed Back for Timing Purposes

Wii Fit Plus Getting Unbundled and Price Reduced?

Modern Warfare 2 Bringing back the Call of Duty Moniker?

Alan Wake to Get PC Delay

Dead to Rights: Retribution Pushed back to 2010?

Command & Conquer 4 Announcement Let Slip

Fight Night Round 4 to Get Face Button Controls; Further DLC Fleshed out

[More News...](#)

- 2 - It looks weak
- 1 - It's going to suck
- What are you talking about?
- I hate Final Fantasy

[Vote](#)

[Results](#)

[View Poll History](#)

What will Network Solutions do for you?

▲ Create a site. → Drive traffic. 🛒 Sell products & services.



Network Solutions

[FIND OUT MORE](#)

[Videos](#) [Podcasts](#) [Special Features](#) [Game News](#) [CCC Email](#) [Advertise With Us](#) [Employment](#) [Privacy](#)  
[Home](#) | [PS2](#) | [PS3](#) | [Xbox](#) | [Xbox 360](#) | [GameCube](#) | [Wii](#) | [PC](#) | [PSP](#) | [DS](#) | [GBA](#) | [PSOne](#) | [N64](#) | [Game Boy](#) | [Dreamcast](#) | [DVD](#)  
Copyright © 1997-2009 Cheat Code Central. All rights reserved.

**OVERLOAD 2**

# GameWinners.com

HOME | **CHEATS** | NEWS | REVIEWS | VIDEOS | FORUMS

8 out of 10

THE CONDUIT

Wii

## Overlord 2 (Xbox 360)

plan.\*

From GameWinners

### Achievements

Complete the following achievements to unlock Xbox Live Gamerscore points.

b, na

### Contents

- 1 Achievements
- 2 More...

**Rescuer of Kelda (15 points):** Rescue Kelda from Nordberg.

**Tyrant of Nordberg (25 points):** Complete full Tyranny over Nordberg through either Domination or Destruction.

**Industrious Magic (10 points):** Achieve 50 kills by overcharging your Evil Presence Spell.

**Big Chopper (10 points):** Achieve 50 melee kills.

**Red Rescuer (10 points):** Find the Red Minions.

**Green Grabber (10 points):** Find the Green Minions.

**Blue Bringer (10 points):** Find the Blue Minions.

**The Dominator (40 points):** Achieve a 100% Domination Tyranny rating.

**The Destructor (40 points):** Achieve a 100% Destruction Tyranny rating.

**Scrooge (20 points):** Collect 50,000 gold.

**Juno's Special Friend (20 points):** Buy gifts for Juno and woo her into becoming your 'special' friend.

**Dark Fay's Special Friend (20 points):** Buy gifts for Dark Fay and woo her into becoming your 'special' friend.

**Ghost Fay's Special Friend (20 points):** Buy gifts for Ghost Fay and woo her into becoming your 'special' friend.

**Snatcher (10 points):** Win one Pirate Plunder map.

**Pillager (20 points):** Win ten Pirate Plunder maps.



**Conqueror (10 points):** Win one Dominate map.  
**The Big D (20 points):** Win ten Dominate maps.  
**Adversary (20 points):** Kill an opposing Overlord 20 times in ranked versus matches.  
**Armed and Dangerous (10 points):** Forge one weapon.  
**Blue Steel Look (10 points):** Forged the Elemental helmet and armor.  
**Minion Captain (10 points):** Rescue all the Minion crew from the spider webs.  
**Weapons Nut (20 points):** Forge three weapons.  
**Kitted Out (20 points):** Forge the Infernal helmet and armor .  
**Mayhem Maker (10 points):** Cause mayhem during the Prelude.  
**Minion Harvester (10 points):** Gather 10 Lifeforce orbs.  
**Minion Gatherer (20 points):** Gather 250 Lifeforce orbs.  
**Minion Hoarder (25 points):** Gather 1000 Lifeforce orbs.  
**Minion Lover (30 points):** Gather 5000 Lifeforce orbs.  
**Town Razer (15 points):** Destroy one Town.  
**Walking Apocalypse (30 points):** Destroy both Nordberg and Everlight.  
**Slaver (15 points):** Enslave one Town.  
**New World Order (30 points):** Enslave both Nordberg and Everlight.

Additionally there are seventeen secret achievements.

**Juno's Champion (15 points):** Juno has become your Mistress.  
**Corruptor of the Queen (15 points):** Dark Fay has become your Mistress.  
**Kelda's Special Friend (20 points):** Kelda is now your "special" friend.  
**Tyrant of Everlight (25 points):** Through Domination or Destruction you are now the Tyrant of Everlight.  
**Seal Slayer (20 points):** You have killed 100 baby seals.  
**Dark Emperor (30 points):** You have killed Solarius.  
**Secret achievement (30 points):** Unknown.  
**Secret achievement (15 points):** Unknown.  
**Secret achievement (30 points):** Unknown.  
**Secret achievement (50 points):** Unknown.  
**Secret achievement (15 points):** Unknown.  
**Secret achievement (30 points):** Unknown.  
**Mount Master (20 points):** You have discovered and used all Minion Mounts in the game.  
**Gnome Grinder (20 points):** You've killed 1000 gnomes.  
**Rock On (20 points):** You've killed 15 or more enemies with a single Catapult boulder.  
**Secret achievement (40 points):** Unknown.  
**Secret achievement (20 points):** Unknown.

## More...

**Reviews** (<http://reviews.gamewinners.com/data/censura.php?cmd=details&itemid=12081>)

Retrieved from "[http://www.gamewinners.com/Cheats/index.php/Overlord\\_2\\_%28Xbox\\_360%29](http://www.gamewinners.com/Cheats/index.php/Overlord_2_%28Xbox_360%29)"

Categories: Xbox 360 | Xbox 360 (North America) | Xbox 360 (Europe) | Xbox 360 (Australia)

- 
- © 1995-2009 GameWinners.com
  - DMCA Notice



# Xbox 360

Home PS2 PS3 Xbox Xbox 360 GameCube Wii PC P

Videos | Podcasts | Special Features | Trade Games | Game News | CC

Web



Home
Make Us Your Home
<b>Platforms</b>
PlayStation 2
PlayStation 3
Xbox
Xbox 360
GameCube
Nintendo Wii
PC
Sony PSP
Nintendo DS
Game Boy Advance
PSOne
Nintendo 64
Game Boy
Dreamcast
DVD
<b>Features</b>
Videos <b>*NEW*</b>
Special Features
E3 2009 <b>*NEW*</b>
Fight Night Round 4 Special <b>*NEW*</b>
CCC @ Twitter <b>*NEW*</b>
Launch Centers
Event Coverage
Retro Gaming
Game News



## Overlord 2

[Message Boards](#)

### Xbox 360 Games Cheats

Looking for xbox 360 games cheats? This is video gamer paradise!  
[VideoGamerParadise.com](http://VideoGamerParadise.com)

### Little Lord Fauntleroy

1980 Ricky Schroder Alec Guinness Playable Worldwide on DVD  
[stores.videovintage.com](http://stores.videovintage.com)

### Baseball Hitting Secrets

Controversial new website reveals baseball hitting secrets.  
[www.learnbaseballhitting.com](http://www.learnbaseballhitting.com)

### Xbox 360

Get The Best Shopping Deals Without Hours of Searching. Bing™ & Decide.  
[Bing.com/cashback](http://Bing.com/cashback)



Ads by Google

- Achievements

Accomplish the indicated achievement to get the corresponding number of Gamerscore points:

- Rescuer of Kelda (15 points): Rescue Kelda from Nordberg.
- Tyrant of Nordberg (25 points): Complete full Tyranny over Nordberg through either Domination or Destruction.
- Industrious Magic (10 points): Achieve 50 kills by overcharging your Evil Presence Spell.
- Big Chopper (10 points): Achieve 50 melee kills.
- Red Rescuer (10 points): Find the Red Minions.
- Green Grabber (10 points): Find the Green Minions.
- Blue Bringer (10 points): Find the Blue Minions.
- The Dominator (40 points): Achieve a 100% [Domination](#) Tyranny rating.
- The Destructor (40 points): Achieve a 100% [Destruction](#) Tyranny rating.
- Scrooge (20 points): Collect 50,000 gold.
- Juno's Special Friend (20 points): Buy gifts for Juno and woo her into becoming your 'special' friend.
- Dark Fay's Special Friend (20 points): Buy gifts for Dark Fay and woo

<a href="#">Podcasts</a>
<a href="#">Contests</a>
<a href="#">Trade Video Games</a>
<a href="#">Comics</a>
<a href="#">Poll Vault</a>
<a href="#">CCC Email</a>
<a href="#">Advertise With Us</a>
<a href="#">Employment</a>
<a href="#">Contact Us</a>



### Latest News

[Gearbox Confirms New Project](#)

[Serious Sam HD Headed to XBLA](#)

[ZeniMax Media Acquires id Software](#)

[Halo 3: ODST Achievement List Leaked](#)

[Mythic Studios Merged under BioWare Banner](#)

[Kalypto Media Announce Tropico 3 for the Xbox 360](#)

[Best Buy Testing Used Game Waters](#)

[The Punisher No Mercy Coming to PSN](#)

[Mass Effect 1 to Get Fight Club/Mass Effect 2 Prequel DLC](#)

[Xbox 360 Dashboard to Get Performance Enhancement](#)

[More News...](#)

### Related Articles

[Overlord 2 Screens](#)

Ghost Fay's Special Friend (20 points): Buy gifts for Ghost Fay and woo her into becoming your 'special' friend.

Snatcher (10 points): Win one Pirate Plunder map.

Pillager (20 points): Win ten Pirate Plunder maps.

Conqueror (10 points): Win one Dominate map.

The Big D (20 points): Win ten Dominate maps.

Adversary (20 points): Kill an opposing Overlord 20 times in ranked versus matches.

Armed and Dangerous (10 points): Forge one weapon.

Blue Steel Look (10 points): Forged the Elemental helmet and armor.

Minion Captain (10 points): Rescue all the Minion crew from the spider webs.

Weapons Nut (20 points): Forge three weapons.

Kitted Out (20 points): Forge the Infernal helmet and armor .

Mayhem Maker (10 points): Cause mayhem during the Prelude.

Minion Harvester (10 points): Gather 10 Lifeforce orbs.

Minion Gatherer (20 points): Gather 250 Lifeforce orbs.

Minion Hoarder (25 points): Gather 1000 Lifeforce orbs.

Minion Lover (30 points): Gather 5000 Lifeforce orbs.

Town Razer (15 points): Destroy one Town.

Walking Apocalypse (30 points): Destroy both Nordberg and Everlight.

Slaver (15 points): Enslave one Town.

New World Order (30 points): Enslave both Nordberg and Everlight.

Additionally, there are seventeen secret achievements:

Juno's Champion (15 points): Juno has become your Mistress.

Secret achievement (15 points): Unknown.

Kelda's Special Friend (20 points): Kelda is now your "special" friend.

Tyrant of Everlight (25 points): Through Domination or Destruction you are now the Tyrant of Everlight.

Seal Slayer (20 points): You have killed 100 baby seals.

Dark Emperor (30 points): You have killed Solarius.

Secret achievement (30 points): Unknown.

Secret achievement (15 points): Unknown.

Secret achievement (30 points): Unknown.

Secret achievement (50 points): Unknown.

Secret achievement (15 points): Unknown.

Secret achievement (30 points): Unknown.

Mount Master (20 points): You have discovered and used all Minion Mounts in the game.

Gnome Grinder (20 points): You've killed 1000 gnomes.

Rock On (20 points): You've killed 15 or more enemies with a single Catapult boulder.

Secret achievement (40 points): Unknown.

Secret achievement (20 points): Unknown.



---

Bit-Tech: Overlord II Review

---

Podcast: DF #63: Overlord II and Ghostbusting

---

Gamespot: Overlord II Review

---

OXM UK: Overlord II - Lennart Sas Interview

---

Gaming Heaven : Overlord II Review

---

Overlord II - New screenshots and artwork

---

Digital Spy Review: Overlord II

---

Overlord II Australian release date moved forward

---

IGN: Overlord II Review

---



[Videos](#) [Podcasts](#) [Special Features](#) [Game News](#) [CCC Email](#) [Advertise With Us](#) [Ei](#)

[Home](#) | [PS2](#) | [PS3](#) | [Xbox](#) | [Xbox 360](#) | [GameCube](#) | [Wii](#) | [PC](#) | [PSP](#) | [DS](#) | [GBA](#) | [PSOne](#) | [N64](#) | [Gam](#)

Copyright © 1997-2009 Cheat Code Central. All rights reserved.

# GameWinners.com

HOME | CHEATS | NEWS | REVIEWS | VIDEOS | FORUMS

Save Time With Faster Photo Uploads  
And Download Movies In A Flash





Order Now!

## Overlord 2 (Xbox 360)

From GameWinners

### Video

### Walkthrough

### Hints

#### Easy "Gnome Grinder" achievement or trophy

PlayStation3 Xbox 360 After you have collected all of the Tower Heart shards, take it to Queen Fay so she can repair it. After the cinematic, take the Tower Heart to the sanctuary dungeon to power it up with the shrines. After you have charged the Tower Heart at the first shrine, you, your minions, and the Tower Heart will fall. When you find the Tower Heart it will be sitting on top of a gnome hole that spawns an infinite amount of gnomes. Position all your minions next to the hole by using the guard marker. When you have your minions where you want them, remove five minions so that you can move the Tower Heart to a safe location. When you think the Tower Heart is out of your way, put all your minions on top of the gnome hole. The gnomes will die as they jump out of the hole. Walk back to the Netherworld Gate, but do not go into the gate. This will require about twenty minutes. Note: Do not get too close to the gnome hole, because the gnomes will run past your minions and attach themselves to you.

Nick Webb

### Contents

- 1 Video
  - 1.1 Walkthrough
- 2 Hints
  - 2.1 Easy "Gnome Grinder" achievement or trophy
- 3 Achievements
- 4 More...

NEWPORT-NEWS.COM

## B.Y.O.B.

BUILD YOUR OWN BIKINI™

Mix & match to  
create a custom suit,  
now on sale  
from \$10



### Achievements

Complete the following achievements to unlock Xbox Live Gamerscore points.

**Rescuer of Kelda (15 points):** Rescue Kelda from Nordberg.

**Tyrant of Nordberg (25 points):** Complete full Tyranny over Nordberg through either Domination or Destruction.

**Industrious Magic (10 points):** Achieve 50 kills by overcharging your Evil Presence Spell.

**Big Chopper (10 points):** Achieve 50 melee kills.

**Red Rescuer (10 points):** Find the Red Minions.

**Green Grabber (10 points):** Find the Green Minions.

**Blue Bringer (10 points):** Find the Blue Minions.

**The Dominator (40 points):** Achieve a 100% Domination Tyranny rating.

**The Destructor (40 points):** Achieve a 100% Destruction Tyranny rating.

**Scrooge (20 points):** Collect 50,000 gold.

**Juno's Special Friend (20 points):** Buy gifts for Juno and woo her into becoming your 'special' friend.

**Dark Fay's Special Friend (20 points):** Buy gifts for Dark Fay and woo her into becoming your 'special' friend.

**Ghost Fay's Special Friend (20 points):** Buy gifts for Ghost Fay and woo her into becoming your 'special' friend.

**Snatcher (10 points):** Win one Pirate Plunder map.

**Pillager (20 points):** Win ten Pirate Plunder maps.

**Conqueror (10 points):** Win one Dominate map.

**The Big D (20 points):** Win ten Dominate maps.

**Adversary (20 points):** Kill an opposing Overlord 20 times in ranked versus matches.

**Armed and Dangerous (10 points):** Forge one weapon.

**Blue Steel Look (10 points):** Forged the Elemental helmet and armor.

**Minion Captain (10 points):** Rescue all the Minion crew from the spider webs.

**Weapons Nut (20 points):** Forge three weapons.

**Kitted Out (20 points):** Forge the Infernal helmet and armor.

**Mayhem Maker (10 points):** Cause mayhem during the Prelude.

**Minion Harvester (10 points):** Gather 10 Lifeforce orbs.

**Minion Gatherer (20 points):** Gather 250 Lifeforce orbs.

**Minion Hoarder (25 points):** Gather 1000 Lifeforce orbs.

**Minion Lover (30 points):** Gather 5000 Lifeforce orbs.

**Town Razer (15 points):** Destroy one Town.

**Walking Apocalypse (30 points):** Destroy both Nordberg and Everlight.

**Slaver (15 points):** Enslave one Town.

**New World Order (30 points):** Enslave both Nordberg and Everlight.

Additionally there are seventeen secret achievements.

**Juno's Champion (15 points):** Juno has become your Mistress.

**Corruptor of the Queen (15 points):** Dark Fay has become your Mistress.

**Kelda's Special Friend (20 points):** Kelda is now your 'special' friend.

**Tyrant of Everlight (25 points):** Through Domination or Destruction you are now the Tyrant of Everlight.

**Seal Slayer (20 points):** You have killed 100 baby seals.

**Dark Emperor (30 points):** You have killed Solarius.

**Perfect Horde (30 points):** Your Minion Horde is fully upgraded.

**Master Builder (15 points):** You have built 50% of the Tower buildables.

**Tyrant of the Tower (30 points):** You have built 100% of the Tower buildables.

**Treasure Hunter (50 points):** You've obtained all the Tower Objects in the game.

**Crystal Collector (15 points):** You've collected 50% of all Dark Crystals.

**Ultimate Collector (30 points):** You've collected 100% of all Dark Crystals.

**Mount Master (20 points):** You have discovered and used all Minion Mounts in the game.

**Gnome Grinder (20 points):** You've killed 1000 gnomes.

**Rock On (20 points):** You've killed 15 or more enemies with a single Catapult boulder.

**Ladies' Man (40 points):** You and your Mistresses have found a way to get along splendidly.

**Ghost Bringer (20 points):** Ghost Fay has become your Mistress.

## More...

**Reviews** (<http://reviews.gamewinners.com/data/censura.php?cmd=details&itemid=12081>)

Retrieved from "[http://www.gamewinners.com/Cheats/index.php/Overlord\\_2\\_%28Xbox\\_360%29](http://www.gamewinners.com/Cheats/index.php/Overlord_2_%28Xbox_360%29)"

Categories: Xbox 360 | Xbox 360 (North America) | Xbox 360 (Europe) | Xbox 360 (Australia)

- 
- © 1995-2009 GameWinners.com
  - DMCA Notice

# Xbox 360

Home PS2 PS3 Xbox Xbox 360 GameCube Wii PC PSP DS GBA PSOne N64 Game Boy Dreamcast DVD  
Videos | Podcasts | Special Features | Trade Games | Game News | CCC Email | Advertise With Us | Make CCC Your Homepage

Web  CheatCC.com

Google Search



Home
Make Us Your Home
Platforms
PlayStation 2
PlayStation 3
Xbox
Xbox 360
GameCube
Nintendo Wii
PC
Sony PSP
Nintendo DS
Game Boy Advance
PSOne
Nintendo 64
Game Boy
Dreamcast
DVD
Features
Videos *NEW*
Special Features
E3 2009 *NEW*
Fight Night Round 4 Special *NEW*
CCC @ Twitter *NEW*
Launch Centers
Event Coverage
Retro Gaming
Game News
Podcasts
Contests
Trade Video Games
Comics
Poll Vault
CCC Email
Advertise With Us
Employment
Contact Us

### Xbox 360 Games Cheats

Looking for xbox 360 games cheats? This is video gamer paradise!



### Lord of the Rings Cheats

Exclusive Lord of the Rings Cheats Walkthroughs, ten usd per mo, codes

Ads by Google

## Overlord 2

### Message Boards

#### Xbox Codes

Find great deals and save! Compare products, prices & stores  
[www.Shopping.com](http://www.Shopping.com)

#### Grab Need for Speed SHIFT

Hit the road in one of 60 new cars. Tear it up with NFS SHIFT on Xbox.  
[SHIFT.NeedForSpeed.com](http://SHIFT.NeedForSpeed.com)

#### Xbox 360 Unlock Codes

Search multiple engines for xbox 360 unlock codes  
[www.webcrawler.com](http://www.webcrawler.com)

#### Secret XBox 360 Cheats

Cheat Codes & Guides for XBox 360 cheat codes at ten dollars per mo  
[Video-Gamer-Cheats.Net](http://Video-Gamer-Cheats.Net)



Ads by Google

- Easy "Gnome Grinder", "Minion Hoarder", "Minion Lover" achievements

When you begin the mission to search for the Green Minions, you will have to sneak into a castle using your Minions. While you are in there, you will discover a few pressure plates that release gnomes as a distraction to the enemies. However, as long as there are still enemies in the castle the gnomes will keep spawning. This allows you to not only get the 1,000 kills of a gnome quickly, you will also be collecting crystals, gold, and Lifeforce orbs while doing so. - From: Jacob K.

- Achievements

Accomplish the indicated achievement to get the corresponding number of Gamerscore points:

- Rescuer of Kelda (15 points): Rescue Kelda from Nordberg.
- Tyrant of Nordberg (25 points): Complete full Tyranny over Nordberg through either Domination or Destruction.
- Industrious Magic (10 points): Achieve 50 kills by overcharging your Evil Presence Spell.
- Big Chopper (10 points): Achieve 50 melee kills.
- Red Rescuer (10 points): Find the Red Minions.
- Green Grabber (10 points): Find the Green Minions.
- Blue Bringer (10 points): Find the Blue Minions.
- The Dominator (40 points): Achieve a 100% Domination Tyranny rating.
- The Destructor (40 points): Achieve a 100% Destruction Tyranny rating.
- Scrooge (20 points): Collect 50,000 gold.
- Juno's Special Friend (20 points): Buy gifts for Juno and woo her into becoming your 'special' friend.
- Dark Fay's Special Friend (20 points): Buy gifts for Dark Fay and woo her into becoming your 'special' friend.
- Ghost Fay's Special Friend (20 points): Buy gifts for Ghost Fay and woo her into becoming your 'special' friend.
- Snatcher (10 points): Win one Pirate Plunder map.
- Pillager (20 points): Win ten Pirate Plunder maps.
- Conqueror (10 points): Win one Dominate map.
- The Big D (20 points): Win ten Dominate maps.
- Adversary (20 points): Kill an opposing Overlord 20 times in ranked versus matches.
- Armed and Dangerous (10 points): Forge one weapon.
- Blue Steel Look (10 points): Forged the Elemental helmet and armor.
- Minion Captain (10 points): Rescue all the Minion crew from the spider webs.
- Weapons Nut (20 points): Forge three weapons.
- Kitted Out (20 points): Forge the Infernal helmet and armor .
- Mayhem Maker (10 points): Cause mayhem during the Prelude.
- Minion Harvester (10 points): Gather 10 Lifeforce orbs.
- Minion Gatherer (20 points): Gather 250 Lifeforce orbs.
- Minion Hoarder (25 points): Gather 1000 Lifeforce orbs.
- Minion Lover (30 points): Gather 5000 Lifeforce orbs.
- Town Razer (15 points): Destroy one Town.
- Walking Apocalypse (30 points): Destroy both Nordberg and Everlight.



## The Daily Poll

Which mega-game publisher puts out better games?

- EA
- Activision
- Ubisoft
- Konami
- Capcom
- I don't know

Vote

Results

View Poll History



### Latest News

StarCraft II Launch Date

- [LAN Support](#)

---

- [Fable III Teased through NY Times Wedding Announcement](#)

---

- [Sony PS3 Slim Slated for July/August Release?](#)

---

- [All PS3s to Sport Backwards Compatibility?](#)

---

- [PSPhone on its Way?](#)

---

- [Halo Reach to Use Natal Technology?](#)

---

- [Epic Games Opens New Subsidiary in Korea](#)

---

- [The Week in Review & Rumor Round-up: Best Buy and Used Games, Mythic and BioWare Merge, id Software to ZeniMax, and More!](#)

---

- [Iron Man Creates Riot!\\*](#)

---

- [Square Enix Japan Flaunting a Final Fantasy Countdown Banner](#)

[More News...](#)



**Related Articles**

[PlayTM: Overlord II Review](#)

[Gamereactor: Overlord II review](#)

[Strategy Informer: Overlord II Review](#)

[AV Club: Overlord II Review](#)

[Overlord II DLC planned, announcement soon](#)

[The Overlord: Rhianna Pratchett](#)

[CSM: Overlord II Review](#)

[Level256: Overlord 2 Review](#)

[TVGB Review: Overlord II](#)

[GameTrailers: Overlord II Review](#)



New World Order (30 points): Enslave both Nordberg and Everlight.

Additionally, there are seventeen secret achievements:

Juno's Champion (15 points): Juno has become your Mistress.  
 Corruptor of the Queen (15 points): Dark Fay has become your Mistress.  
 Kelda's Special Friend (20 points): Kelda is now your "special" friend.  
 Tyrant of Everlight (25 points): Through Domination or Destruction you are now the Tyrant of Everlight.  
 Seal Slayer (20 points): You have killed 100 baby seals.  
 Dark Emperor (30 points): You have killed Solarius.  
 Perfect Horde (30 points): Your Minion Horde is fully upgraded.  
 Master Builder (15 points): You have built 50% of the Tower buildables.  
 Tyrant of the Tower (30 points): You have built 100% of the Tower buildables.  
 Secret Achievement (50 points): Unknown.  
 Crystal Collector (15 points): You've collected 50% of all Dark Crystals.  
 Secret achievement (30 points): Unknown.  
 Mount Master (20 points): You have discovered and used all Minion Mounts in the game.  
 Gnome Grinder (20 points): You've killed 1000 gnomes.  
 Rock On (20 points): You've killed 15 or more enemies with a single Catapult boulder.  
 Ladies' Man (40 points): You and your Mistresses have found a way to get along splendidly.  
 Ghost Bringer (20 points): Ghost Fay has become your Mistress.



# GameWinners.com

HOME | CHEATS | NEWS | REVIEWS | VIDEOS | FORUMS

**VERIZON TRIPLE PLAY**  
Verizon High Speed Internet + DIRECTV® + Phone

**SAVE \$60 A YEAR**



Get **\$5 off every month**  
for the life of your contract

**Online Exclusive  
Limited Time Offer!**

CLICK FOR MORE INFORMATION



**Get it Today**

## Overlord 2 (Xbox 360)

From GameWinners

### Video

### Walkthrough

### Hints

### Easy gold

Defeat the spider Boss in Everlight Temple. Use the elevator to exit. After you have the Netherworld Gate to this zone unlocked, return to the temple and open the secret room at the top of the stairs by using the Overlord switch. You can collect at least 1,000 gold from the treasure chests inside the secret room. Warp to Nordburg Town gate 3 to reset the temple area. You can also loot the treasure chests next to the Tower Gate. Go back and forth between those two areas to get easy gold.

### Finding more people

There are 100 people in Nordberg and Everlight. In addition to the approximately 50 people wandering through the towns, you can find others by breaking down the doors of the houses.

### Easy "Gnome Grinder" achievement or trophy

PlayStation3 Xbox 360 After you have collected all of the Tower Heart shards, take it to Queen Fay so she can repair it. After the cinematic, take the Tower Heart to the sanctuary dungeon to power it up with the shrines. After you have charged the Tower Heart at the first shrine, you, your minions, and the Tower Heart will fall. When you find the Tower Heart it will be sitting on top of a gnome hole that spawns an infinite amount of gnomes. Position all your minions next to the hole by using the guard marker. When you have your minions where you want them, remove five minions so that you can move the Tower Heart to a safe location. When you think the Tower Heart is out of you way, put all your minions on top of the gnome hole. The gnomes will die as they jump out of the hole. Walk back to the Netherworld Gate, but do not go into the gate. This will require about twenty minutes. Note: Do not get too close to the gnome hole, because the gnomes will run past your minions

### Contents

- 1 Video
  - 1.1 Walkthrough
- 2 Hints
  - 2.1 Easy gold
  - 2.2 Finding more people
  - 2.3 Easy "Gnome Grinder" achievement or trophy
  - 2.4 Easy "Perfect Horde" achievement or trophy
- 3 Achievements
- 4 More...



and attach themselves to you.

Nick Webb

## Easy "Perfect Horde" achievement or trophy

PlayStation3 Xbox 360 When dominating towns completely, use the weapons produced by the villagers to maximize the attack power of your horde. Get the maximum horde size of 50 minions and reach maximum attack power to unlock the "Perfect Horde" achievement or trophy .

## Achievements

Complete the following achievements to unlock Xbox Live Gamerscore points.  
obit

**Rescuer of Kelda (15 points):** Rescue Kelda from Nordberg.

**Tyrant of Nordberg (25 points):** Complete full Tyranny over Nordberg through either Domination or Destruction.

**Industrious Magic (10 points):** Achieve 50 kills by overcharging your Evil Presence Spell.

**Big Chopper (10 points):** Achieve 50 melee kills.

**Red Rescuer (10 points):** Find the Red Minions.

**Green Grabber (10 points):** Find the Green Minions.

**Blue Bringer (10 points):** Find the Blue Minions.

**The Dominator (40 points):** Achieve a 100% Domination Tyranny rating.

**The Destructor (40 points):** Achieve a 100% Destruction Tyranny rating.

**Scrooge (20 points):** Collect 50,000 gold.

**Juno's Special Friend (20 points):** Buy gifts for Juno and woo her into becoming your 'special' friend.

**Dark Fay's Special Friend (20 points):** Buy gifts for Dark Fay and woo her into becoming your 'special' friend.

**Ghost Fay's Special Friend (20 points):** Buy gifts for Ghost Fay and woo her into becoming your 'special' friend.

**Snatcher (10 points):** Win one Pirate Plunder map.

**Pillager (20 points):** Win ten Pirate Plunder maps.

**Conqueror (10 points):** Win one Dominate map.

**The Big D (20 points):** Win ten Dominate maps.

**Adversary (20 points):** Kill an opposing Overlord 20 times in ranked versus matches.

**Armed and Dangerous (10 points):** Forge one weapon.

**Blue Steel Look (10 points):** Forged the Elemental helmet and armor.

**Minion Captain (10 points):** Rescue all the Minion crew from the spider webs.

**Weapons Nut (20 points):** Forge three weapons.

**Kitted Out (20 points):** Forge the Infernal helmet and armor.

**Mayhem Maker (10 points):** Cause mayhem during the Prelude.

**Minion Harvester (10 points):** Gather 10 Lifeforce orbs.

**Minion Gatherer (20 points):** Gather 250 Lifeforce orbs.

**Minion Hoarder (25 points):** Gather 1000 Lifeforce orbs.

**Minion Lover (30 points):** Gather 5000 Lifeforce orbs.

**Town Razer (15 points):** Destroy one Town.

**Walking Apocalypse (30 points):** Destroy both Nordberg and Everlight.

**Slaver (15 points):** Enslave one Town.

**New World Order (30 points):** Enslave both Nordberg and Everlight.

Additionally there are seventeen secret achievements.

**Juno's Champion (15 points):** Juno has become your Mistress.

**Corruptor of the Queen (15 points):** Dark Fay has become your Mistress.

**Kelda's Special Friend (20 points):** Kelda is now your 'special' friend.

**Tyrant of Everlight (25 points):** Through Domination or Destruction you are now the Tyrant of Everlight.

**Seal Slayer (20 points):** You have killed 100 baby seals.

**Dark Emperor (30 points):** You have killed Solarius.

**Perfect Horde (30 points):** Your Minion Horde is fully upgraded.

**Master Builder (15 points):** You have built 50% of the Tower buildables.

**Tyrant of the Tower (30 points):** You have built 100% of the Tower buildables.

**Treasure Hunter (50 points):** You've obtained all the Tower Objects in the game.

**Crystal Collector (15 points):** You've collected 50% of all Dark Crystals.

**Ultimate Collector (30 points):** You've collected 100% of all Dark Crystals.

**Mount Master (20 points):** You have discovered and used all Minion Mounts in the game.

**Gnome Grinder (20 points):** You've killed 1000 gnomes.

**Rock On (20 points):** You've killed 15 or more enemies with a single Catapult boulder.

**Ladies' Man (40 points):** You and your Mistresses have found a way to get along splendidly.

**Ghost Bringer (20 points):** Ghost Fay has become your Mistress.

## More...

**Strategy guides** (<http://www.gamefaqs.com/console/xbox360/game/952370.html>) from GameFAQs

**Reviews** (<http://reviews.gamewinners.com/data/censura.php?cmd=details&itemid=12081>)

Retrieved from "[http://www.gamewinners.com/Cheats/index.php/Overlord\\_2\\_%28Xbox\\_360%29](http://www.gamewinners.com/Cheats/index.php/Overlord_2_%28Xbox_360%29)"

Categories: Xbox 360 | Xbox 360 (North America) | Xbox 360 (Europe) | Xbox 360 (Australia)

- 
- © 1995-2009 GameWinners.com
  - DMCA Notice





Xbox 360



Great summer escapes under \$199  
 Take off!  
 tripadvisor

- Home
- Make Us Your Home
- Platforms
  - PlayStation 2
  - PlayStation 3
  - Xbox
  - Xbox 360
  - GameCube
  - Nintendo Wii
  - PC
  - Sony PSP
  - Nintendo DS
  - Game Boy Advance
  - PSOne
  - Nintendo 64
  - Game Boy
  - Dreamcast
  - DVD
- Features
  - Videos \*NEW\*
  - Special Features
  - E3 2009 \*NEW\*
  - Fight Night Round 4 Special \*NEW\*
  - CCC @ Twitter \*NEW\*
  - Launch Centers
  - Event Coverage
  - Retro Gaming
  - Game News
  - Podcasts
  - Contests
  - Trade Video Games
  - Comics
  - Poll Vault
  - CCC Email
  - Advertise With Us
  - Employment
  - Contact Us

**Overlord Cheats**

All Overlord Cheats & Codes Walkthroughs, ten usd per mo, codes



**Video Game Cheats**

Brown College Offers Game Design, Visual Arts & Animation Training.

Ads by Google

Overlord 2

[Message Boards](#)



- Easy gold

Defeat the spider Boss in Everlight [Temple](#). Use the elevator to exit. After you have the Netherworld Gate to this zone unlocked, return to the [temple](#), and open the secret room at the top of the stairs by using the Overlord [switch](#). You can collect at least 1,000 [gold](#) from the [treasure chests](#) inside the secret room. Warp to Nordburg Town Gate 3 to reset the temple area. You can also loot the treasure chests next to the Tower Gate. Go back and forth between those two areas to get easy gold.

- Easy "Gnome Grinder" achievement

After you have collected all of the Tower Heart shards, take it to Queen Fay so she can repair it. After the cutscene, take the Tower Heart to the sanctuary dungeon to power it up with the shrines. After you have charged the Tower Heart at the first shrine, you, your minions, and the Tower Heart will fall. When you find the Tower Heart, it will be sitting on top of a gnome hole that spawns an infinite amount of gnomes. Position all your minions next to the hole by using the guard marker. When you have your minions where you want them, remove five minions so that you can move the Tower Heart to a safe location. When you think the Tower Heart is out of you way, put all your minions on top of the gnome hole. The gnomes will die as they jump out of the hole. Walk back to the Netherworld Gate, but do not go into the gate. This will require about twenty minutes. **Note:** Do not get too close to the gnome hole, because the gnomes will run past your minions and attach themselves to you.

- Easy "Gnome Grinder", "Minion Hoarder", "Minion Lover" achievements

When you begin the mission to search for the Green Minions, you will have to sneak into a castle using your Minions. While you are in there, you will discover a few pressure plates that release gnomes as a distraction to the enemies. However, as long as there are still enemies in the castle the gnomes will keep spawning. This allows you to not only get the 1,000 kills of a gnome quickly, you will also be collecting crystals, [gold](#), and Lifeforce orbs while doing so. - From: Jacob K.

- Easy "Perfect Horde" achievement

When completely dominating towns, use the weapons produced by the villagers to maximize the attack power of your horde. Get the maximum horde size of 50 minions and reach maximum attack power to unlock the "Perfect Horde" achievement.

- Achievements

Accomplish the indicated achievement to get the corresponding number of Gamerscore points:

- Rescuer of Kelda (15 points): Rescue Kelda from Nordberg.
- Tyrant of Nordberg (25 points): Complete full Tyranny over Nordberg through either Domination or Destruction.



The Daily Poll

Are you planning on traveling outside of your country this summer?

- Yes
- No
- Maybe
- International travel is for suckers!

Vote

Results

[View Poll History](#)

Office DEPOT  
 Save Up To 40%  
 During Our  
 Online  
 Clearance  
 Sale

Latest News

Alan Wake to Get PC Delay

Dead to Rights: Retribution Pushed back to 2010?

Command & Conquer 4 Announcement Let Slip

Fight Night Round 4 to Get Face Button Controls; Further DLC Fleshed out

Valve Bringing Cross-Game Play for L4D 1 & 2

New Competitive Multiplayer Maps for Halo 3: ODST Revealed

Squares Enix Europe Replaces Eidos with SE Europe

Ubisoft to Open yet another Studio in Canada

LucasArts Bringing 10 Titles to Steam; Monkey Island Special Edition Dated

MediaMolecule Releases Ghostbusters Teaser Photo for LBP

[More News...](#)

**Related Articles**

Gamer Limit Review: Overlord II

Planet Xbox 360: Overlord II Review

Videogamer: Overlord II Review

Gamezine: Overlord II Review

Digital Chumps: Overlord II Review

Crystal Gamer: Overlord II - Review

Overlord II - ZTGD Review

Play: Overlord II Review

Gamersivision: Overlord II Review

UnNamedGaming Review: Overlord 2

Industrious Magic (10 points): Achieve 50 kills by overcharging your Evil Presence Spell.  
Big Chopper (10 points): Achieve 50 melee kills.  
Red Rescuer (10 points): Find the Red Minions.  
Green Grabber (10 points): Find the Green Minions.  
Blue Bringer (10 points): Find the Blue Minions.  
The Dominator (40 points): Achieve a 100% Domination Tyranny rating.  
The Destructor (40 points): Achieve a 100% Destruction Tyranny rating.  
Scrooge (20 points): Collect 50,000 gold.  
Juno's Special Friend (20 points): Buy gifts for Juno and woo her into becoming your 'special' friend.  
Dark Fay's Special Friend (20 points): Buy gifts for Dark Fay and woo her into becoming your 'special' friend.  
Ghost Fay's Special Friend (20 points): Buy gifts for Ghost Fay and woo her into becoming your 'special' friend.  
Snatcher (10 points): Win one Pirate Plunder map.  
Pillager (20 points): Win ten Pirate Plunder maps.  
Conqueror (10 points): Win one Dominate map.  
The Big D (20 points): Win ten Dominate maps.  
Adversary (20 points): Kill an opposing Overlord 20 times in ranked versus matches.  
Armed and Dangerous (10 points): Forge one weapon.  
Blue Steel Look (10 points): Forged the Elemental helmet and armor.  
Minion Captain (10 points): Rescue all the Minion crew from the spider webs.  
Weapons Nut (20 points): Forge three weapons.  
Kitted Out (20 points): Forge the Infernal helmet and armor .  
Mayhem Maker (10 points): Cause mayhem during the Prelude.  
Minion Harvester (10 points): Gather 10 Lifeforce orbs.  
Minion Gatherer (20 points): Gather 250 Lifeforce orbs.  
Minion Hoarder (25 points): Gather 1000 Lifeforce orbs.  
Minion Lover (30 points): Gather 5000 Lifeforce orbs.  
Town Razer (15 points): Destroy one Town.  
Walking Apocalypse (30 points): Destroy both Nordberg and Everlight.  
Slaver (15 points): Enslave one Town.  
New World Order (30 points): Enslave both Nordberg and Everlight.

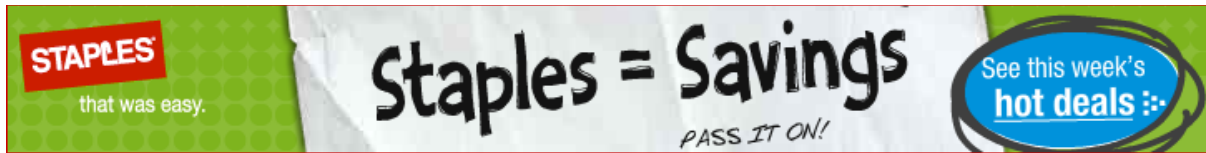
Additionally, there are seventeen secret achievements:

Juno's Champion (15 points): Juno has become your Mistress.  
Corruptor of the Queen (15 points): Dark Fay has become your Mistress.  
Kelda's Special Friend (20 points): Kelda is now your "special" friend.  
Tyrant of Everlight (25 points): Through Domination or Destruction you are now the Tyrant of Everlight.  
Seal Slayer (20 points): You have killed 100 baby seals.  
Dark Emperor (30 points): You have killed Solarius.  
Perfect Horde (30 points): Your Minion Horde is fully upgraded.  
Master Builder (15 points): You have built 50% of the [Tower](#) buildables.  
Tyrant of the Tower (30 points): You have built 100% of the Tower buildables.  
Treasure Hunter (50 points): You've obtained all the Tower Objects in the game.  
Crystal Collector (15 points): You've collected 50% of all Dark Crystals.  
Ultimate Collector (30 points): You've collected 100% of all Dark Crystals.  
Mount Master (20 points): You have discovered and used all Minion Mounts in the game.  
Gnome Grinder (20 points): You've killed 1000 gnomes.  
Rock On (20 points): You've killed 15 or more enemies with a single Catapult boulder.  
Ladies' Man (40 points): You and your Mistresses have found a way to get along splendidly.  
Ghost Bringer (20 points): Ghost Fay has become your Mistress.

Wish your business could be online? A web site to be proud of GET STARTED NetworkSolutions.

# GameWinners.com

HOME | **CHEATS** | NEWS | REVIEWS | VIDEOS | FORUMS



## Overlord 2 (Xbox 360)

From GameWinners

### Video

### Walkthrough

### Hints

### Easy gold

- Defeat the spider Boss in Everlight Temple. Use the elevator to exit. After you have the Netherworld Gate to this zone unlocked, return to the temple and open the secret room at the top of the stairs by using the Overlord switch. You can collect at least 1,000 gold from the treasure chests inside the secret room. Warp to Nordburg Town gate 3 to reset the temple area. You can also loot the treasure chests next to the Tower Gate. Go back and forth between those two areas to get easy gold.
- Enslave both Nordberg and Everlight for large chests of gold that spawn when the area is reset. Teleport between the two locations to collect from both of them and reset the other area for your return. Each set of chests contains at least 1,000 gold. Note: You must completely dominate a town to get 1,000 gold from the chest spawning sites. All 100 citizens must be enslaved. For each 10 citizens not enslaved, 100 gold will be subtracted.
- After finishing the assault on Empire City, return there to find no troops, several boxes with the highest grade armor and weapons, and over 2,000 gold per visit.

### Easy Lifeforce

- Note: By the time you get to this area you should have picked up two Forge Stones. Go to Forge and buy the Evil Eye Helmet. This gives you two Lifeforce instead of one for each collected. Go to the area where you need to recover the

### Contents

- 1 Video
  - 1.1 Walkthrough
- 2 Hints
  - 2.1 Easy gold
  - 2.2 Easy Lifeforce
  - 2.3 First Devourer section
  - 2.4 Second Devourer section
  - 2.5 Last Devourer section
  - 2.6 Finding more people
  - 2.7 Easy "Gnome Grinder" achievement or trophy
  - 2.8 Easy "Perfect Horde" achievement or trophy
- 3 Achievements
- 4 More...

Green Hive. As you are making your way out with it, you will reach an area with two big opponents that shoot the blue beam gun. One will be roaming up top, and the other stands next to a wheel to open the door next to him. In the same room is a floor plate to release the gnomes behind a cage door. Release the gnomes and use them to help you kill the both of the blue beam gun opponents. After they are dead, return to the gnome cage and open it again. They will keep respawning indefinitely. Try setting yourself near the top of the stairs going down while facing toward the cage. Then, send out your minions. While they are out hunting, set your controller to keep sending out minions. When not killing, they are collecting Lifeforce at double the rate due to the helmet.

- After gaining the green hive, return to Everlight fortress. Get at least ten reds and whatever minions of the other colors desired. Go to the center of the courtyard where you hear the gnomes. Place the reds at the bottom of the stairs facing the gnome's prison, then activate the switch to let them out. The gnomes will run out but will be scared of the reds and move back. About five or six gnomes will run out at a time. Allow the reds to scare them into the corner. After some time when you think there are a reasonable amount of gnomes, send the rest of the horde up there to finish them off quickly. Some might get past you. Either let them go or track them down and end them. You will only receive reds, browns, and green life forces. If done correctly, you should have no problem with dispatching the 1,000 gnomes and will never have to worry about running low on your favorite color minions.

White\_shadow\_7

### **First Devourer section**

Get about 40 reds and 10 blues. Let the blues clean up the place of all the slime and let your reds attack the Devourer. When he leaves, clean up the slime with the blues by dragging them over it.

### **Second Devourer section**

Get 15 browns and attack the soldiers on the right until they are dead. Then let the browns kill the archers. Go to the far left corner from the entrance and kill the remaining archers with your browns. Return to exchange your browns for 40 reds and 10 blues. Put 20 reds (on a banner) on each of the two plateaus and wait until the Devourer leaves for the third part. Then, clean up the slime with the blues.

### **Last Devourer section**

Get 40 reds and 10 blues. Put four groups of ten reds on the following strategic locations (on the balcony in front of the beast; down the stairs on the left side of the beast; behind the beast; on the right side of the beast). Drag around your blues to prevent the spread of the slime. Do this while standing to the right of the stairs. By doing this you can get to Solarius quickly when he is regurgitated by the beast to drain him with your evil presence spell.

### **Finding more people**

There are 100 people in Nordberg and Everlight. In addition to the approximately 50 people wandering through the towns, you can find others by breaking down the doors of the houses.

### **Easy "Gnome Grinder" achievement or trophy**

PlayStation3 Xbox 360 After you have collected all of the Tower Heart shards, take it to Queen Fay so she can repair it. After the cinematic, take the Tower Heart to the sanctuary dungeon to power it up with the shrines. After you have charged the Tower Heart at the first shrine, you, your minions, and the Tower Heart will fall. When you find the Tower Heart it will be sitting on top of a gnome hole that spawns an infinite amount of gnomes. Position all your minions next to the hole by using the guard marker. When you have your minions where you want them, remove five minions so that you can move the Tower Heart to a safe location. When you think the Tower Heart is out of your way, put all your minions on top of the gnome hole. The gnomes will die as they jump out of the hole. Walk back to the Netherworld Gate, but do not go into the gate. This will require about twenty minutes. Note: Do not get too close to the gnome hole, because the gnomes will run past your minions and attach themselves to you.

Nick Webb



## Easy "Perfect Horde" achievement or trophy

PlayStation3 Xbox 360 When dominating towns completely, use the weapons produced by the villagers to maximize the attack power of your horde. Get the maximum horde size of 50 minions and reach maximum attack power to unlock the "Perfect Horde" achievement or trophy .

## Achievements

Complete the following achievements to unlock Xbox Live Gamerscore points.  
eitw, mnv anpdiu

- Rescuer of Kelda (15 points):** Rescue Kelda from Nordberg.
- Tyrant of Nordberg (25 points):** Complete full Tyranny over Nordberg through either Domination or Destruction.
- Industrious Magic (10 points):** Achieve 50 kills by overcharging your Evil Presence Spell.
- Big Chopper (10 points):** Achieve 50 melee kills.
- Red Rescuer (10 points):** Find the Red Minions.
- Green Grabber (10 points):** Find the Green Minions.
- Blue Bringer (10 points):** Find the Blue Minions.
- The Dominator (40 points):** Achieve a 100% Domination Tyranny rating.
- The Destructor (40 points):** Achieve a 100% Destruction Tyranny rating.
- Scrooge (20 points):** Collect 50,000 gold.
- Juno's Special Friend (20 points):** Buy gifts for Juno and woo her into becoming your 'special' friend.
- Dark Fay's Special Friend (20 points):** Buy gifts for Dark Fay and woo her into becoming your 'special' friend.
- Ghost Fay's Special Friend (20 points):** Buy gifts for Ghost Fay and woo her into becoming your 'special' friend.
- Snatcher (10 points):** Win one Pirate Plunder map.
- Pillager (20 points):** Win ten Pirate Plunder maps.
- Conqueror (10 points):** Win one Dominate map.
- The Big D (20 points):** Win ten Dominate maps.
- Adversary (20 points):** Kill an opposing Overlord 20 times in ranked versus matches.
- Armed and Dangerous (10 points):** Forge one weapon.
- Blue Steel Look (10 points):** Forged the Elemental helmet and armor.
- Minion Captain (10 points):** Rescue all the Minion crew from the spider webs.
- Weapons Nut (20 points):** Forge three weapons.
- Kitted Out (20 points):** Forge the Infernal helmet and armor.
- Mayhem Maker (10 points):** Cause mayhem during the Prelude.
- Minion Harvester (10 points):** Gather 10 Lifeforce orbs.
- Minion Gatherer (20 points):** Gather 250 Lifeforce orbs.
- Minion Hoarder (25 points):** Gather 1000 Lifeforce orbs.
- Minion Lover (30 points):** Gather 5000 Lifeforce orbs.
- Town Razer (15 points):** Destroy one Town.
- Walking Apocalypse (30 points):** Destroy both Nordberg and Everlight.
- Slaver (15 points):** Enslave one Town.
- New World Order (30 points):** Enslave both Nordberg and Everlight.

Additionally there are seventeen secret achievements.

- Juno's Champion (15 points):** Juno has become your Mistress.
- Corruptor of the Queen (15 points):** Dark Fay has become your Mistress.
- Kelda's Special Friend (20 points):** Kelda is now your 'special' friend.
- Tyrant of Everlight (25 points):** Through Domination or Destruction you are now the Tyrant of Everlight.
- Seal Slayer (20 points):** You have killed 100 baby seals.
- Dark Emperor (30 points):** You have killed Solarius.
- Perfect Horde (30 points):** Your Minion Horde is fully upgraded.
- Master Builder (15 points):** You have built 50% of the Tower buildables.
- Tyrant of the Tower (30 points):** You have built 100% of the Tower buildables.
- Treasure Hunter (50 points):** You've obtained all the Tower Objects in the game.
- Crystal Collector (15 points):** You've collected 50% of all Dark Crystals.
- Ultimate Collector (30 points):** You've collected 100% of all Dark Crystals.
- Mount Master (20 points):** You have discovered and used all Minion Mounts in the game.
- Gnome Grinder (20 points):** You've killed 1000 gnomes.

**Rock On (20 points):** You've killed 15 or more enemies with a single Catapult boulder.

**Ladies' Man (40 points):** You and your Mistresses have found a way to get along splendidly.

**Ghost Bringer (20 points):** Ghost Fay has become your Mistress.

## More...

**Strategy guides** (<http://www.gamefaqs.com/console/xbox360/game/952370.html>) from GameFAQs

**Reviews** (<http://reviews.gamewinners.com/data/censura.php?cmd=details&itemid=12081>)

Retrieved from "[http://www.gamewinners.com/Cheats/index.php/Overlord\\_2\\_%28Xbox\\_360%29](http://www.gamewinners.com/Cheats/index.php/Overlord_2_%28Xbox_360%29)"

Categories: Xbox 360 | Xbox 360 (North America) | Xbox 360 (Europe) | Xbox 360 (Australia)

- © 1995-2009 GameWinners.com
- DMCA Notice



**verizon**

**Verizon  
High Speed Internet  
And Phone**

For Just  
**\$69<sup>99</sup>**  
7 MONTH W/ 1-YR. AGMT  
(PLUS TAXES & FEES)

**FREE COMPAQ  
MINI NETBOOK\***



(CUSTOMER RESPONSIBLE FOR TAXES,  
SHIPPING AND HANDLING.)

► LEGAL

**Order Now!**



Xbox 360

Home PS2 PS3 Xbox Xbox 360 GameCube Wii PC PSP DS GBA PSOne N64 Game Boy Dreamcast DVD  
 Videos | Podcasts | Special Features | Trade Games | Game News | CCC Email | Advertise With Us | Make CCC Your Homepage

Web  CheatCC.com

Google Search



**Cheats For Overlord II**

All Overlord II Cheats & Codes Walkthroughs, ten usd per mo, codes  
[VideoGames-Cheats.Com](http://VideoGames-Cheats.Com)

**Better 360s**

Add frequent, fast, honest, and actionable feedback to your 360s  
[www.rypple.com](http://www.rypple.com)

**Saint's Row 2 Cheats**

Cheats for Saints Row 2 For the Xbox 360 + More  
[www.Xbox360Cheats.com](http://www.Xbox360Cheats.com)

Ads by Google

Home
Make Us Your Home
Platforms
PlayStation 2
PlayStation 3
Xbox
Xbox 360
GameCube
Nintendo Wii
PC
Sony PSP
Nintendo DS
Game Boy Advance
PSOne
Nintendo 64
Game Boy
Dreamcast
DVD
Features
Videos *NEW*
CCC @ Twitter *NEW*
Special Features
E3 2009
Launch Centers
Event Coverage
Retro Gaming
Game News
Podcasts
Contests
Trade Video Games
Comics
Poll Vault
CCC Email
Advertise With Us
Employment
Contact Us

**Need for Speed SHIFT**

Shift into high gear w/ NFS SHIFT. Now the most realistic driving game

**Game Cheat Codes**

For Game Cheat Codes Check Out Our New Cheats Site Now!



Ads by Google

Overlord 2

[Strategy Guide](#)

[Videos](#)

[Review](#)



- Easy gold

Defeat the spider Boss in Everlight Temple. Use the elevator to exit. After you have the Netherworld Gate to this zone unlocked, return to the temple, and open the secret room at the top of the stairs by using the Overlord switch. You can collect at least 1,000 gold from the treasure chests inside the secret room. Warp to Nordburg Town Gate 3 to reset the temple area. You can also loot the treasure chests next to the Tower Gate. Go back and forth between those two areas to get easy gold.

Enslave both Nordberg and Everlight for large chests of gold that spawn when the area is reset. Teleport between the two to collect from both and reset each for your return. Each set of chests contains at least 1,000 gold. **Note:** You must completely dominate a town to get 1,000 gold from chest spawning sites. All 100 citizens must be enslaved; for each 10 citizens not enslaved will result in 100 gold being subtracted (for example, 90 people enslaved results in 900 gold). -From: Demos

- Easy magic [crystals](#)

When doing the "Repair The Tower Heart" [quest](#), go to the last sanctuary in the wasteland after collecting the tower heart shards and returning to Faye. When you enter the room where the heart is lodged in a gnome hole, move the heart after positioning ten brown minions at the bottleneck near the netherworld portal, and five red minions behind them for precautionary measures. The gnomes coming out of the hole and trying to attack you will run into your minions. Collect all the [crystals](#) for easy money. You can also get the "Gnome Grinder" achievement. -From: Demos

- Easy Lifeforce

**Note:** By the time you get to this area you should have picked up two Forge Stones. Go to Forge, and buy the Evil Eye Helmet. This gives you two Lifeforces instead of one for each collected. Go to the area where you need to recover the Green Hive. When you are making your way out with it, you will reach an area with two big opponents that shoot the blue beam gun. One will be roaming up top, and the other stands next to a wheel to open the door next to him. In the same room is a floor plate to release the gnomes behind a cage door. Release the gnomes, and use them to help kill both of the blue beam gun opponents. After they are dead, return to the gnome cage and open it again. They will keep respawning. Try setting yourself near the top of the stairs going down while facing toward the cage. Then, send out your minions. While they are out hunting, set your controller to keep sending out minions. When not killing, they are collecting Lifeforce at double the rate due to the helmet.

After gaining the green hive, return to Everlight fortress. Get at least ten reds and whatever minions of the other colors desired. Go to the center of the



The Daily Poll

Recently, it has been rumored that the next Gears of War will get female COGs. What do you think?

- It's about time!
- It'd be a great way to break up the testosterone
- Are you serious?
- That's a bunch of hooley!
- If it's true, it'll be detrimental to the game
- Who cares?
- I hate Gears of War. Adding women won't save it

Vote

Results

View Poll History

JFK High School    Ridgmont High School  
 Find Your Old School Here  
[classmates.com](http://classmates.com)

Latest News

The Conduit 2 Mull'd over; Sales Must Improve First  
 Bond, Spidey, and Tony all Getting New Games in 2010:

Singularity and StarCraft II  
Delays Explained

Microsoft Releases Games  
for Windows LIVE 3.0

Atari and Cryptic Reveal  
Pricing, Subscription Deals,  
and Exclusives for  
Champions Online

Xbox LIVE Summer Update  
Detailed by Microsoft

Final Fantasy XIV Details  
Revealed

Call of Duty: Modern  
Warfare Coming to Wii

First Call of Juarez: Bound  
in Blood Map Pack Coming  
Thursday

Left 4 Dead Crash Course  
DLC Coming!

Uncharted PS3 Bundled  
with \$50 Discount through  
Amazon

**More News...**

### Related Articles

Misterrandom: Overlord 2  
Review

Kombo: Overlord II Review

MyGaming Review:  
Overlord 2

Co-Optimus: Overlord II  
Review

ButtonMasher: Overlord 2  
Review

Sci-Fi Wire: Overlord II  
Review

GP: Overlord II Review

Real Gamer: Overlord II  
Review

Big Download: Overlord II  
Review

SFX-360: Overlord 2 Review

stairs facing the gnome's prison, then activate the switch to let them out. The gnomes will run out but will be scared of the reds and move back. About five or six gnomes will run out at a time. Allow the reds to scare them into the corner. After some time when you think there are a reasonable amount of gnomes, send the rest of the horde up there to kill them off quickly. Some might get past you. Either let them go or track them down and kill them. You will only receive red, brown, and green Lifeforces. If done correctly, you should have no problem killing 1,000 gnomes and will never have to worry about running low on your favorite color minions.

- Easy dominance

To dominate a town, over 50% of the town must be enslaved. Thus, only enslave 60 villagers in each town, and exterminate the rest. This will make it dominated, and you will not have to run all over the town looking for the rest of the villagers. -From: Demos

- Ultimate horde

After finishing the assault on Empire City, return to find no troops, several boxes with the highest grade armor and weapons, and over 2,000 gold per visit. -From: Demos

- Finding more people

There are 100 people in Nordberg and Everlight. In addition to the approximately 50 people wandering through the towns, you can find others by breaking down the doors of the houses.

- Easy "Gnome Grinder" achievement

After you have collected all of the Tower Heart shards, take it to Queen Fay so she can repair it. After the cutscene, take the Tower Heart to the sanctuary dungeon to power it up with the shrines. After you have charged the Tower Heart at the first shrine, you, your minions, and the Tower Heart will fall. When you find the Tower Heart, it will be sitting on top of a gnome hole that spawns an infinite amount of gnomes. Position all your minions next to the hole by using the guard [marker](#). When you have your minions where you want them, remove five minions so that you can move the Tower Heart to a safe location. When you think the Tower Heart is out of you way, put all your minions on top of the gnome hole. The gnomes will die as they jump out of the hole. Walk back to the Netherworld Gate, but do not go into the gate. This will require about twenty minutes. **Note:** Do not get too close to the gnome hole, because the gnomes will run past your minions and attach themselves to you.

- Easy "Gnome Grinder", "Minion Hoarder", "Minion Lover" achievements

When you begin the mission to search for the Green Minions, you will have to sneak into a castle using your Minions. While you are in there, you will discover a few pressure plates that release gnomes as a distraction to the enemies. However, as long as there are still enemies in the castle the gnomes will keep spawning. This allows you to not only get the 1,000 kills of a gnome quickly, you will also be collecting crystals, gold, and Lifeforce orbs while doing so. -From: Jacob K.

- Easy "Perfect Horde" achievement

When completely dominating towns, use the weapons produced by the villagers to maximize the attack power of your horde. Get the maximum horde size of 50 minions and reach maximum attack power to unlock the "Perfect Horde" achievement.

- Achievements

Accomplish the indicated achievement to get the corresponding number of Gamerscore points:

Rescuer of Kelda (15 points): Rescue Kelda from Nordberg.  
 Tyrant of Nordberg (25 points): Complete full Tyranny over Nordberg through either Domination or Destruction.  
 Industrious Magic (10 points): Achieve 50 kills by overcharging your Evil Presence Spell.  
 Big Chopper (10 points): Achieve 50 melee kills.  
 Red Rescuer (10 points): Find the Red Minions.  
 Green Grabber (10 points): Find the Green Minions.  
 Blue Bringer (10 points): Find the Blue Minions.  
 The Dominator (40 points): Achieve a 100% Domination Tyranny rating.  
 The Destructor (40 points): Achieve a 100% Destruction Tyranny rating.  
 Scrooge (20 points): Collect 50,000 gold.  
 Juno's Special Friend (20 points): Buy gifts for Juno and woo her into becoming your 'special' friend.  
 Dark Fay's Special Friend (20 points): Buy gifts for Dark Fay and woo her into becoming your 'special' friend.  
 Ghost Fay's Special Friend (20 points): Buy gifts for Ghost Fay and woo her into becoming your 'special' friend.  
 Snatcher (10 points): Win one Pirate Plunder map.  
 Pillager (20 points): Win ten Pirate Plunder maps.  
 Conqueror (10 points): Win one Dominate map.  
 The Big D (20 points): Win ten Dominate maps.  
 Adversary (20 points): Kill an opposing Overlord 20 times in ranked versus matches.  
 Armed and Dangerous (10 points): Forge one weapon.  
 Blue Steel Look (10 points): Forged the Elemental helmet and armor.  
 Minion Captain (10 points): Rescue all the Minion crew from the spider webs.

Weapons Nut (20 points): Forge three weapons.  
Kitted Out (20 points): Forge the Infernal helmet and armor .  
Mayhem Maker (10 points): Cause mayhem during the Prelude.  
Minion Harvester (10 points): Gather 10 Lifeforce orbs.  
Minion Gatherer (20 points): Gather 250 Lifeforce orbs.  
Minion Hoarder (25 points): Gather 1000 Lifeforce orbs.  
Minion Lover (30 points): Gather 5000 Lifeforce orbs.  
Town Razer (15 points): Destroy one Town.  
Walking Apocalypse (30 points): Destroy both Nordberg and Everlight.  
Slaver (15 points): Enslave one Town.  
New World Order (30 points): Enslave both Nordberg and Everlight.

Additionally, there are seventeen secret achievements:

Juno's Champion (15 points): Juno has become your Mistress.  
Corruptor of the Queen (15 points): Dark Fay has become your Mistress.  
Kelda's Special Friend (20 points): Kelda is now your "special" friend.  
Tyrant of Everlight (25 points): Through Domination or Destruction you are now the Tyrant of Everlight.  
Seal Slayer (20 points): You have killed 100 baby seals.  
Dark Emperor (30 points): You have killed Solarius.  
Perfect Horde (30 points): Your Minion Horde is fully upgraded.  
Master [Builder](#) (15 points): You have built 50% of the Tower buildables.  
Tyrant of the Tower (30 points): You have built 100% of the Tower buildables.  
Treasure Hunter (50 points): You've obtained all the Tower Objects in the game.  
Crystal [Collector](#) (15 points): You've collected 50% of all Dark Crystals.  
Ultimate [Collector](#) (30 points): You've collected 100% of all Dark Crystals.  
Mount Master (20 points): You have discovered and used all Minion Mounts in the game.  
Gnome Grinder (20 points): You've killed 1000 gnomes.  
[Rock On](#) (20 points): You've killed 15 or more enemies with a single Catapult boulder.  
Ladies' Man (40 points): You and your Mistresses have found a way to get along splendidly.  
Ghost Bringer (20 points): Ghost Fay has become your Mistress.

AT&T U-verse<sup>SM</sup> TV  
Don't wait! For a limited time, get  
\$250 cash back when you order online.

UNDER  
**\$50<sup>00</sup>** /mo

[LEARN MORE ▶](#)

REPLAY ▶



GEOGRAPHIC RESTRICTIONS APPLY

[Videos](#) [Podcasts](#) [Special Features](#) [Game News](#) [CCC Email](#) [Advertise With Us](#) [Employment](#) [Privacy](#)  
[Home](#) | [PS2](#) | [PS3](#) | [Xbox](#) | [Xbox 360](#) | [GameCube](#) | [Wii](#) | [PC](#) | [PSP](#) | [DS](#) | [GBA](#) | [PSOne](#) | [N64](#) | [Game Boy](#) | [Dreamcast](#) | [DVD](#)  
Copyright © 1997-2009 Cheat Code Central. All rights reserved.

# GameWinners.com

HOME | CHEATS | NEWS | REVIEWS | VIDEOS | FORUMS

## Overlord 2 (Xbox 360)

From GameWinners

### Video

### Walkthrough

### Hints

### Easy gold

- Defeat the spider Boss in Everlight Temple. Use the elevator to exit. After you have the Netherworld Gate to this zone unlocked, return to the temple and open the secret room at the top of the stairs by using the Overlord switch. You can collect at least 1,000 gold from the treasure chests inside the secret room. Warp to Nordburg Town gate 3 to reset the temple area. You can also loot the treasure chests next to the Tower Gate. Go back and forth between those two areas to get easy gold.
- Enslave both Nordberg and Everlight for large chests of gold that spawn when the area is reset. Teleport between the two locations to collect from both of them and reset the other area for your return. Each set of chests contains at least 1,000 gold. Note: You must completely dominate a town to get 1,000 gold from

### Contents

- 1 Video
  - 1.1 Walkthrough
- 2 Hints
  - 2.1 Easy gold
  - 2.2 Easy Lifeforce
  - 2.3 Getting more minions
  - 2.4 First Devourer section
  - 2.5 Second Devourer section
  - 2.6 Last Devourer section
  - 2.7 Finding more people
  - 2.8 Easy "Gnome Grinder" achievement or trophy
  - 2.9 Easy "Perfect Horde" achievement or trophy
- 3 Achievements
- 4 More...

the chest spawning sites. All 100 citizens must be enslaved. For each 10 citizens not enslaved, 100 gold will be subtracted.

- After finishing the assault on Empire City, return there to find no troops, several boxes with the highest grade armor and weapons, and over 2,000 gold per visit.

## Easy Lifeforce

- Note: By the time you get to this area you should have picked up two Forge Stones. Go to Forge and buy the Evil Eye Helmet. This gives you two Lifeforce instead of one for each collected. Go to the area where you need to recover the Green Hive. As you are making your way out with it, you will reach an area with two big opponents that shoot the blue beam gun. One will be roaming up top, and the other stands next to a wheel to open the door next to him. In the same room is a floor plate to release the gnomes behind a cage door. Release the gnomes and use them to help you kill the both of the blue beam gun opponents. After they are dead, return to the gnome cage and open it again. They will keep respawning indefinitely. Try setting yourself near the top of the stairs going down while facing toward the cage. Then, send out your minions. While they are out hunting, set your controller to keep sending out minions. When not killing, they are collecting Lifeforce at double the rate due to the helmet.
- After gaining the green hive, return to Everlight fortress. Get at least ten reds and whatever minions of the other colors desired. Go to the center of the courtyard where you hear the gnomes. Place the reds at the bottom of the stairs facing the gnome's prison, then activate the switch to let them out. The gnomes will run out but will be scared of the reds and move back. About five or six gnomes will run out at a time. Allow the reds to scare them into the corner. After some time when you think there are a reasonable amount of gnomes, send the rest of the horde up there to finish them off quickly. Some might get past you. Either let them go or track them down and end them. You will only receive reds, browns, and green life forces. If done correctly, you should have no problem with dispatching the 1,000 gnomes and will never have to worry about running low on your favorite color minions.

White\_shadow\_7

## Getting more minions

When you domain minions, left one or more minions in the Minion Tower. By doing this, your minions will automatically spawn into their spawning pit. If you domain all of your minions, the automatic spawning will be disabled.

## First Devourer section

Get about 40 reds and 10 blues. Let the blues clean up the place of all the slime and let your reds attack the Devourer. When he leaves, clean up the slime with the blues by dragging them over it.

## Second Devourer section

Get 15 browns and attack the soldiers on the right until they are dead. Then let the browns kill the archers. Go to the far left corner from the entrance and kill the remaining archers with your browns. Return to exchange your

browns for 40 reds and 10 blues. Put 20 reds (on a banner) on each of the two plateaus and wait until the Devourer leaves for the third part. Then, clean up the slime with the blues.

### **Last Devourer section**

Get 40 reds and 10 blues. Put four groups of ten reds on the following strategic locations (on the balcony in front of the beast; down the stairs on the left side of the beast; behind the beast; on the right side of the beast). Drag around your blues to prevent the spread of the slime. Do this while standing to the right of the stairs. By doing this you can get to Solarius quickly when he is regurgitated by the beast to drain him with your evil presence spell.

### **Finding more people**

There are 100 people in Nordberg and Everlight. In addition to the approximately 50 people wandering through the towns, you can find others by breaking down the doors of the houses.

### **Easy "Gnome Grinder" achievement or trophy**

**PlayStation3 Xbox 360** After you have collected all of the Tower Heart shards, take it to Queen Fay so she can repair it. After the cinematic, take the Tower Heart to the sanctuary dungeon to power it up with the shrines. After you have charged the Tower Heart at the first shrine, you, your minions, and the Tower Heart will fall. When you find the Tower Heart it will be sitting on top of a gnome hole that spawns an infinite amount of gnomes. Position all your minions next to the hole by using the guard marker. When you have your minions where you want them, remove five minions so that you can move the Tower Heart to a safe location. When you think the Tower Heart is out of your way, put all your minions on top of the gnome hole. The gnomes will die as they jump out of the hole. Walk back to the Netherworld Gate, but do not go into the gate. This will require about twenty minutes. Note: Do not get too close to the gnome hole, because the gnomes will run past your minions and attach themselves to you.  
Nick Webb

### **Easy "Perfect Horde" achievement or trophy**

**PlayStation3 Xbox 360** When dominating towns completely, use the weapons produced by the villagers to maximize the attack power of your horde. Get the maximum horde size of 50 minions and reach maximum attack power to unlock the "Perfect Horde" achievement or trophy .

## **Achievements**

Complete the following achievements to unlock Xbox Live Gamerscore points.  
alistsgtreb finsw

**Rescuer of Kelda (15 points):** Rescue Kelda from Nordberg.

**Tyrant of Nordberg (25 points):** Complete full Tyranny over Nordberg through either Domination or Destruction.

**Industrious Magic (10 points):** Achieve 50 kills by overcharging your Evil Presence Spell.

**Big Chopper (10 points):** Achieve 50 melee kills.

**Red Rescuer (10 points):** Find the Red Minions.

**Green Grabber (10 points):** Find the Green Minions.

**Blue Bringer (10 points):** Find the Blue Minions.

**The Dominator (40 points):** Achieve a 100% Domination Tyranny rating.



**The Destructor (40 points):** Achieve a 100% Destruction Tyranny rating.

**Scrooge (20 points):** Collect 50,000 gold.

**Juno's Special Friend (20 points):** Buy gifts for Juno and woo her into becoming your 'special' friend.

**Dark Fay's Special Friend (20 points):** Buy gifts for Dark Fay and woo her into becoming your 'special' friend.

**Ghost Fay's Special Friend (20 points):** Buy gifts for Ghost Fay and woo her into becoming your 'special' friend.

**Snatcher (10 points):** Win one Pirate Plunder map.

**Pillager (20 points):** Win ten Pirate Plunder maps.

**Conqueror (10 points):** Win one Dominate map.

**The Big D (20 points):** Win ten Dominate maps.

**Adversary (20 points):** Kill an opposing Overlord 20 times in ranked versus matches.

**Armed and Dangerous (10 points):** Forge one weapon.

**Blue Steel Look (10 points):** Forged the Elemental helmet and armor.

**Minion Captain (10 points):** Rescue all the Minion crew from the spider webs.

**Weapons Nut (20 points):** Forge three weapons.

**Kitted Out (20 points):** Forge the Infernal helmet and armor.

**Mayhem Maker (10 points):** Cause mayhem during the Prelude.

**Minion Harvester (10 points):** Gather 10 Lifeforce orbs.

**Minion Gatherer (20 points):** Gather 250 Lifeforce orbs.

**Minion Hoarder (25 points):** Gather 1000 Lifeforce orbs.

**Minion Lover (30 points):** Gather 5000 Lifeforce orbs.

**Town Razer (15 points):** Destroy one Town.

**Walking Apocalypse (30 points):** Destroy both Nordberg and Everlight.

**Slaver (15 points):** Enslave one Town.

**New World Order (30 points):** Enslave both Nordberg and Everlight.

Additionally there are seventeen secret achievements.

**Juno's Champion (15 points):** Juno has become your Mistress.

**Corruptor of the Queen (15 points):** Dark Fay has become your Mistress.

**Kelda's Special Friend (20 points):** Kelda is now your 'special' friend.

**Tyrant of Everlight (25 points):** Through Domination or Destruction you are now the Tyrant of Everlight.

**Seal Slayer (20 points):** You have killed 100 baby seals.

**Dark Emperor (30 points):** You have killed Solarius.

**Perfect Horde (30 points):** Your Minion Horde is fully upgraded.

**Master Builder (15 points):** You have built 50% of the Tower buildables.

**Tyrant of the Tower (30 points):** You have built 100% of the Tower buildables.

**Treasure Hunter (50 points):** You've obtained all the Tower Objects in the game.

**Crystal Collector (15 points):** You've collected 50% of all Dark Crystals.

**Ultimate Collector (30 points):** You've collected 100% of all Dark Crystals.

**Mount Master (20 points):** You have discovered and used all Minion Mounts in the game.

**Gnome Grinder (20 points):** You've killed 1000 gnomes.

**Rock On (20 points):** You've killed 15 or more enemies with a single Catapult boulder.

**Ladies' Man (40 points):** You and your Mistresses have found a way to get along splendidly.

**Ghost Bringer (20 points):** Ghost Fay has become your Mistress.

## More...

**Strategy guides** (<http://www.gamefaqs.com/console/xbox360/game/952370.html>) from GameFAQs

**Reviews** (<http://reviews.gamewinners.com/data/censura.php?cmd=details&itemid=12081>)

Retrieved from "[http://www.gamewinners.com/Cheats/index.php/Overlord\\_2\\_%28Xbox\\_360%29](http://www.gamewinners.com/Cheats/index.php/Overlord_2_%28Xbox_360%29)"

Categories: [Xbox 360](#) | [Xbox 360 \(North America\)](#) | [Xbox 360 \(Europe\)](#) | [Xbox 360 \(Australia\)](#)

- 
- © 1995-2009 GameWinners.com
  - DMCA Notice

# Xbox 360

[Home](#) [PS2](#) [PS3](#) [Xbox](#) **Xbox 360** [GameCube](#) [Wii](#) [PC](#) [PS4](#)

[Videos](#) | [Podcasts](#) | [Special Features](#) | [Trade](#)



<a href="#">Home</a>
<b>Platforms</b>
<a href="#">PlayStation 2</a>
<a href="#">PlayStation 3</a>
<a href="#">Xbox</a>
<b>Xbox 360</b>
<a href="#">GameCube</a>
<a href="#">Nintendo Wii</a>
<a href="#">PC</a>
<a href="#">Sony PSP</a>
<a href="#">Nintendo DS</a>
<a href="#">Game Boy Advance</a>
<a href="#">PSOne</a>
<a href="#">Nintendo 64</a>
<a href="#">Game Boy</a>
<a href="#">Dreamcast</a>
<a href="#">DVD</a>
<b>Features</b>
<a href="#">Videos</a> *NEW*
<a href="#">CCC @ Twitter</a> *NEW*
<b>Special Features</b>
<a href="#">E3 2009</a>

## Overlord 2

[Strategy Guide](#)

[Videos](#)

[Review](#)

### **Rapid Fire Controller**

Fast as lightning rapid fire. Modded Xbox 360 Controller  
[www.lightningcontrollers.com](http://www.lightningcontrollers.com)

### **Xbox 360 Game Cheats**

Looking For Cheats? Find Exactly What Your Looking For, Visit Us Now  
[www.onlycheats.com](http://www.onlycheats.com)

### **Free New Xbox Elite**

Free, New, Fast & Free Shipping  
Experience the Xbox for Free  
[www.sizzle-savings.com](http://www.sizzle-savings.com)



Ads by Google

- Easy gold

Defeat the spider Boss in Everlight Temple. Use the elevator to exit. After you have the Netherworld Gate to this zone unlocked, return to the temple, and open the secret room at the top of the stairs by using the Overlord switch. You can collect at least 1,000 gold from the treasure chests inside the secret room. Warp to Nordburg Town Gate 3 to reset the temple area. You can also loot the treasure chests next to the Tower Gate. Go back and forth between those two areas to get easy gold.

<a href="#">Retro Gaming</a>
<a href="#">Game News</a>
<a href="#">Podcasts</a>
<a href="#">Contests</a>
<a href="#">Trade Video Games</a>
<a href="#">Comics</a>
<a href="#">Poll Vault</a>
<a href="#">CCC Email</a>
<a href="#">Advertise With Us</a>
<a href="#">Employment</a>
<a href="#">Contact Us</a>

**Latest News**

The Week in Review & Rumor Round-up: Street Fighter IV is Super, PSPgo Launches, Firmware Galore, and More!

Gamers Cited for Using Witchcraft\*

Valve Announces Left 4 Dead 2 Pre-order Goodies

EA and Fox Pen Spore Film Deal

Wii System Menu 4.2 Causing Problems?

PSP Firmware 6.10 Available; Important Update for PSPgo Owners

PSPgo Now Available across North America

BioWare Reveals "Pivotal" New Female Character for Mass Effect 2

City of Heroes Set for Double XP Weekend in October

Ghostbusters Coming to the PSP in November

[More News...](#)

100 gold being subtracted (for example, 90 people enslaved results in 900 gold). -From: Demos

- Easy magic crystals

When doing the "Repair The Tower Heart" quest, go to the last sanctuary in the wasteland after collecting the tower heart shards and returning to Faye. When you enter the room where the heart is lodged in a gnome hole, move the heart after positioning ten brown minions at the bottleneck near the netherworld portal, and five red minions behind them for precautionary measures. The gnomes coming out of the hole and trying to attack you will run into your minions. Collect all the crystals for easy money. You can also get the "Gnome Grinder" achievement. -From: Demos

- Easy Lifeforce

**Note:** By the time you get to this area you should have picked up two Forge Stones. Go to Forge, and buy the Evil Eye Helmet. This gives you two Lifeforces instead of one for each collected. Go to the area where you need to recover the Green Hive. When you are making your way out with it, you will reach an area with two big opponents that shoot the blue beam gun. One will be roaming up top, and the other stands next to a wheel to open the door next to him. In the same room is a floor plate to release the gnomes behind a cage door. Release the gnomes, and use them to help kill both of the blue beam gun opponents. After they are dead, return to the gnome cage and open it again. They will keep respawning. Try setting yourself near the top of the stairs going down while facing toward the cage. Then, send out your minions. While they are out hunting, set your controller to keep sending out minions. When not killing, they are collecting Lifeforce at double the rate due to the helmet.

After gaining the green hive, return to Everlight fortress. Get at least ten reds and whatever minions of the other colors desired. Go to the center of the courtyard where you hear the gnomes. Place the reds at the bottom of the stairs facing the gnome's prison, then activate the switch to let them out. The gnomes will run out but will be scared of the reds and move back. About five or six gnomes will run out at a time. Allow the reds to scare them into the corner. After some time when you think there are a reasonable amount of gnomes, send the rest of the horde up there to kill them off quickly. Some might get past you. Either let them go or track them down and kill them. You will only receive red, brown, and green Lifeforces. If done correctly, you should have no problem killing 1,000 gnomes and will never have to worry about running low on your favorite color minions.

- Easy dominance

To dominate a town, over 50% of the town must be enslaved. Thus, only enslave 60 villagers in each town, and exterminate the rest. This will make it dominated, and you will not have to run all over the town looking for the rest of the villagers. -From: Demos

- Ultimate horde

After finishing the assault on Empire City, return to find no troops, several boxes with the highest grade armor and weapons, and over 2,000 gold per visit. -From: Demos

- Finding more people

[PlayDevil: Overlord II X360 Review](#)

[Gaming Bits: Overlord II Review](#)

[RM: Overlord 2 Review](#)

[Xbox LifeStyle Review - Overlord 2](#)

[Bright Hub: Overlord 2 Review](#)

[Team Teabag: Overlord II Review](#)

[GV: Overlord II Review](#)

[Crispy Gamer: Games for Lunch: Overlord II](#)

[About: Overlord II Review](#)

[Dose: Overlord II Review](#)

#### *First Devourer section*

Get about 40 reds and 10 blues. Let the blues clean up the place of all the slime, and let your reds attack the Devourer. When he leaves, clean up the slime with the blues by dragging them over it.

#### *Second Devourer section*

Get 15 browns, and attack the soldiers on the right until they are dead. Then, let the browns kill the archers. Go to the far left corner from the entrance, and kill the remaining archers with your browns. Return to exchange your browns for 40 reds and 10 blues. Put 20 reds (on a banner) on each of the two plateaus, and wait until the Devourer leaves for the third part. Then, clean up the slime with the blues.

#### *Last Devourer section*

Get 40 reds and 10 blues. Put four groups of ten reds on the following strategic locations: on the balcony in front of the beast; down the stairs on the left side of the beast; behind the beast; on the right side of the beast. Drag around your blues to prevent the spread of the slime. Do this while standing to the right of the stairs. By doing this you can get to Solarius quickly when he is regurgitated by the beast to drain him with your evil presence spell.

- Easy "Gnome Grinder" achievement

After you have collected all of the Tower Heart shards, take it to Queen Fay so she can repair it. After the cutscene, take the Tower Heart to the sanctuary dungeon to power it up with the shrines. After you have charged the Tower Heart at the first shrine, you, your minions, and the Tower Heart will fall. When you find the Tower Heart, it will be sitting on top of a gnome hole that spawns an infinite amount of gnomes. Position all your minions next to the hole by using the guard marker. When you have your minions where you want them, remove five minions so that you can move the Tower Heart to a safe location. When you think the Tower Heart is out of your way, put all your minions on top of the gnome hole. The gnomes will die as they jump out of the hole. Walk back to the Netherworld Gate, but do not go into the gate. This will require about twenty minutes. **Note:** Do not get too close to the gnome hole, because the gnomes will run past your minions and attach themselves to you.

- Easy "Gnome Grinder", "Minion Hoarder", "Minion Lover" achievements

When you begin the mission to search for the Green Minions, you will have to sneak into a castle using your Minions. While you are in there, you will discover a few pressure plates that release gnomes as a distraction to the enemies. However, as long as there are still enemies in the castle the gnomes will keep spawning. This allows you to not only get the 1,000 kills of a gnome quickly, you will also be collecting crystals, gold, and Lifeforce orbs while doing so. -From: Jacob K.

- Easy "Perfect Horde" achievement

When completely dominating towns, use the weapons produced by the villagers to maximize the attack power of your horde. Get the maximum horde size of 50 minions and reach maximum attack power to unlock the "Perfect Horde" achievement.

Tyrant of Nordberg (25 points): Complete full Tyranny over Nordberg through either Domination or Destruction.

Industrious Magic (10 points): Achieve 50 kills by overcharging your Evil Presence Spell.

Big Chopper (10 points): Achieve 50 melee kills.

Red Rescuer (10 points): Find the Red Minions.

Green Grabber (10 points): Find the Green Minions.

Blue Bringer (10 points): Find the Blue Minions.

The Dominator (40 points): Achieve a 100% Domination Tyranny rating.

The Destructor (40 points): Achieve a 100% Destruction Tyranny rating.

Scrooge (20 points): Collect 50,000 gold.

Juno's Special Friend (20 points): Buy gifts for Juno and woo her into becoming your 'special' friend.

Dark Fay's Special Friend (20 points): Buy gifts for Dark Fay and woo her into becoming your 'special' friend.

Ghost Fay's Special Friend (20 points): Buy gifts for Ghost Fay and woo her into becoming your 'special' friend.

Snatcher (10 points): Win one Pirate Plunder map.

Pillager (20 points): Win ten Pirate Plunder maps.

Conqueror (10 points): Win one Dominate map.

The Big D (20 points): Win ten Dominate maps.

Adversary (20 points): Kill an opposing Overlord 20 times in ranked versus matches.

Armed and Dangerous (10 points): Forge one weapon.

Blue Steel Look (10 points): Forged the Elemental helmet and armor.

Minion Captain (10 points): Rescue all the Minion crew from the spider webs.

Weapons Nut (20 points): Forge three weapons.

Kitted Out (20 points): Forge the Infernal helmet and armor .

Mayhem Maker (10 points): Cause mayhem during the Prelude.

Minion Harvester (10 points): Gather 10 Lifeforce orbs.

Minion Gatherer (20 points): Gather 250 Lifeforce orbs.

Minion Hoarder (25 points): Gather 1000 Lifeforce orbs.

Minion Lover (30 points): Gather 5000 Lifeforce orbs.

Town Razer (15 points): Destroy one Town.

Walking Apocalypse (30 points): Destroy both Nordberg and Everlight.

Slaver (15 points): Enslave one Town.

New World Order (30 points): Enslave both Nordberg and Everlight.

Additionally, there are seventeen secret achievements:

Juno's Champion (15 points): Juno has become your Mistress.

Corruptor of the Queen (15 points): Dark Fay has become your Mistress.

Kelda's Special Friend (20 points): Kelda is now your "special" friend.

Tyrant of Everlight (25 points): Through Domination or Destruction you are now the Tyrant of Everlight.

Seal Slayer (20 points): You have killed 100 baby seals.

Dark Emperor (30 points): You have killed Solarius.

Perfect Horde (30 points): Your Minion Horde is fully upgraded.

Master Builder (15 points): You have built 50% of the Tower buildables.

Tyrant of the Tower (30 points): You have built 100% of the Tower buildables.

Treasure Hunter (50 points): You've obtained all the Tower Objects in the game.

Crystal Collector (15 points): You've collected 50% of all Dark Crystals.



Catapult boulder.

Ladies' Man (40 points): You and your Mistresses have found a way to get along splendidly.

Ghost Bringer (20 points): Ghost Fay has become your Mistress.


**From:** "Briant, Jared" <JBriant@faegre.com>  
**Date:** September 25, 2007 7:12:41 PM CDT  
**To:** "Charles Lee Mudd Jr." <cmudd@muddlawoffices.com>  
**Cc:** "Daley, Darrell M." <DDaley@faegre.com>  
**Subject:** RE: Allison/Wise  
**Return-Path:** <JBriant@faegre.com>  
**Delivered-To:** cmudd@738414.763001  
**Received:** (qmail 18677 invoked by uid 78); 26 Sep 2007 00:13:34 -0000  
**Received:** from unknown (HELO ns-mr32.netsolmail.com) (10.49.16.190) by 0 with SMTP; 26 Sep 2007 00:13:34 -0000  
**Received:** from mail.faegre.com (mail.faegre.com [63.161.12.133]) by ns-mr32.netsolmail.com (8.13.6/8.13.6) with ESMTP id l8Q0DVGo011729 for <cmudd@muddlawoffices.com>; Tue, 25 Sep 2007 20:13:31 -0400  
**Received:** from 10.219.72.122 by mail.faegre.com with ESMTP (Faegre Benson SMTP Server); Tue, 25 Sep 2007 19:12:42 -0500  
**Received:** from exchbldr2.faegre.com ([10.6.1.109]) by exchmpls2.faegre.com with Microsoft SMTPSVC(6.0.3790.1830); Tue, 25 Sep 2007 19:12:42 -0500  
**X-Server-Uuid:** 69116279-1025-4355-82FD-F904882A3C1D  
**X-Mimeole:** Produced By Microsoft Exchange V6.5  
**Content-Class:** urn:content-classes:message  
**Mime-Version:** 1.0  
**Message-Id:**  
<82D41F41225B724D811E67037BF59BF80340CDF8@exchbldr2.faegre.com>  
**In-Reply-To:** <8DD689B4-29D1-456B-B0BD-2925EFF6240D@muddlawoffices.com>  
**Thread-Topic:** Allison/Wise  
**Thread-Index:** Acf/JjPTSLvVOAOxRnuCMSgqjDUSmwAqyijg  
**References:**  
<82D41F41225B724D811E67037BF59BF80340CDB7@exchbldr2.faegre.com>  
<8DD689B4-29D1-456B-B0BD-2925EFF6240D@muddlawoffices.com>  
**X-Originalarrivaltime:** 26 Sep 2007 00:12:42.0480 (UTC)  
FILETIME=[F4DE3700:01C7FFD1]  
**X-Wss-Id:** 6AE77C702GC25554472-01-01  
**Content-Type:** multipart/alternative; boundary="-----  
\_=\_NextPart\_001\_01C7FFD1.F4668076"

Thanks Charles. For purposes of our discussion, I have included links to 10 examples of original content on our client's cheatcc.com site with corresponding examples of that content, in most cases word-for-word on the cheatmasters.com site. I am still trying to come up with a workable way to annotate these examples for our discussion.

I am checking with our client to see if he is available on Friday afternoon. I will let you know once I hear.

[http://www.cheatmasters.com/cheats/24057/The Legend Of Zelda Twilight Princess cheats.html](http://www.cheatmasters.com/cheats/24057/The_Legend_Of_Zelda_Twilight_Princess_cheats.html)

<http://www.cheatcc.com/wii/legendofzeldatwilightprincesscheatsc>



odes.html

[http://www.cheatmasters.com/cheats/24055/The Elder Scrolls 4 Oblivion cheats.html](http://www.cheatmasters.com/cheats/24055/The_Elder_Scrolls_4_Oblivion_cheats.html)

<http://www.cheatcc.com/ps3/elderscrolls4oblivioncheatscodes.html>

[http://www.cheatmasters.com/cheats/24040/Marvel Ultimate Alliance cheats.html](http://www.cheatmasters.com/cheats/24040/Marvel_Ultimate_Alliance_cheats.html)

<http://www.cheatcc.com/ps3/marvelultimatealliancecheatscodes.html>

[http://www.cheatmasters.com/cheats/24051/Resistance Fall Of Man cheats.html](http://www.cheatmasters.com/cheats/24051/Resistance_Fall_Of_Man_cheats.html)

<http://www.cheatcc.com/ps3/resistancefallofmancheatscodes.html>

[http://www.cheatmasters.com/cheats/23977/Gears Of War cheats.html](http://www.cheatmasters.com/cheats/23977/Gears_Of_War_cheats.html)

<http://www.cheatcc.com/xbox360/gearsofwarcheatscodes.html>

[http://www.cheatmasters.com/cheats/23962/Ultimate Mortal Kombat 3 cheats.html](http://www.cheatmasters.com/cheats/23962/Ultimate_Mortal_Kombat_3_cheats.html)

<http://www.cheatcc.com/xbox360/ultimatemortalkombat3cheatscodes.html>

[http://www.cheatmasters.com/cheats/24114/Superman Returns The Videogame cheats.html](http://www.cheatmasters.com/cheats/24114/Superman_Returns_The_Videogame_cheats.html)

<http://www.cheatcc.com/xbox360/supermanreturnscheatscodes.html>

[http://www.cheatmasters.com/cheats/20336/Need For Speed Most Wanted cheats.html](http://www.cheatmasters.com/cheats/20336/Need_For_Speed_Most_Wanted_cheats.html)

<http://www.cheatcc.com/xbox360/needforspeedmostwantedcheatscodes.html>

[http://www.cheatmasters.com/cheats/17020/Halo\\_2\\_Multiplayer\\_Map\\_Pack\\_cheats.html](http://www.cheatmasters.com/cheats/17020/Halo_2_Multiplayer_Map_Pack_cheats.html)

<http://www.cheatcc.com/xb/halo2mmp.html>

[http://www.cheatmasters.com/cheats/17758/XMen\\_Legends\\_2\\_Rise\\_Of\\_Apocalypse\\_cheats.html](http://www.cheatmasters.com/cheats/17758/XMen_Legends_2_Rise_Of_Apocalypse_cheats.html)

<http://www.cheatcc.com/psp/xmenlegends2riseofapocalypsecheatscodes.html>

**From:** Charles Lee Mudd Jr. [mailto:cmudd@muddlawoffices.com]  
**Sent:** Monday, September 24, 2007 9:43 PM  
**To:** Briant, Jared  
**Cc:** Daley, Darrell M.  
**Subject:** Re: Allison/Wise

Jared:

Thursday and Friday look best for me, preferably Friday.

Charles

On Sep 24, 2007, at 6:42 PM, Briant, Jared wrote:  
Charles -

Thanks for taking the time to talk with me on Friday. I have gathered several examples of content for our discussion to send to you, but I have been tied up on other matters today. I will get you these examples tomorrow, and after you have had a chance to review we would like to propose a conference call to discuss with you. We would also like to have our client on the phone, and it could be helpful if you could have your client on the phone as well, and I anticipate that we can have a meaningful, productive discussion.

Let me know what your (and your client's) schedule look like. If I am able to get you examples, would you be available for a call on either Wednesday or Thursday afternoon?

Thanks,  
Jared

|  
**Jared B. Briant**  
**Attorney**  
**Faegre & Benson LLP**  
|

1900 Fifteenth Street  
Boulder, CO 80302-5414  
+1 303-447-7759 / FAX 303-447-7800  
JBriant@faegre.com

Biography | Download My Contact Info as V-Card | [www.faegre.com](http://www.faegre.com)

---

Charles Lee Mudd Jr.  
Mudd Law Offices  
3114 West Irving Park Road  
Chicago, Illinois 60618  
773.588.5410  
773.588.5440 facsimile  
[cmudd@muddlawoffices.com](mailto:cmudd@muddlawoffices.com)  
[www.muddlawoffices.com](http://www.muddlawoffices.com)  
Adjunct Faculty  
John Marshall Law School

Member  
American Bar Association  
Connecticut Bar Association  
Illinois Bar Association

Member  
Northcenter Chamber of Commerce  
Kedzie-Elston Business and Industrial Council

NOTE: This electronic mail communication ("email") and the information contain herein has been and is intended for the addressed recipient(s) only. The information contained in this email, including any attachments, may contain confidential, privileged or proprietary information from Mudd Law Offices.

If you have received this email in error and/or you are not its intended recipient, please contact the sender of this email whose information has been listed above.

If you have received this email in error and/or you are not its intended recipient, you may not disseminate, forward, read, retransmit, or take any action in reliance upon this email, the information contained herein, any attachments hereto, and any other residual copies of the email (including backup copies).

Please be advised that any disclosure, copying, distribution or use of the contents of this information is prohibited.

Mudd Law Offices believes this e-mail and any attachments to be virus free however it is the responsibility of the recipient to ensure that it is virus free. Mudd Law Offices does not accept responsibility for any loss or damage arising in any way from the use of this communication, including attachments.

**From:** "Briant, Jared" <JBriant@faegre.com>  
**Date:** April 23, 2008 1:56:26 PM CDT  
**To:** "Charles Lee Mudd Jr." <cmudd@muddlawoffices.com>  
**Cc:** "Daley, Darrell M." <DDaley@faegre.com>  
**Subject:** RE: Allison v. Wise  
**Return-Path:** <JBriant@faegre.com>  
**Delivered-To:** cmudd@738414.763001  
**Received:** (qmail 25204 invoked by uid 78); 23 Apr 2008 18:56:40 -0000  
**Received:** from unknown (HELO ns-mr36.netsolmail.com) (10.49.16.223) by 0 with SMTP; 23 Apr 2008 18:56:40 -0000  
**Received:** from mail143.messagegabs.com (mail143.messagegabs.com [216.82.254.35]) by ns-mr36.netsolmail.com (8.13.6/8.13.6) with SMTP id m3Nludig006070 for <cmudd@muddlawoffices.com>; Wed, 23 Apr 2008 14:56:39 -0400  
**Received:** (qmail 19259 invoked from network); 23 Apr 2008 18:56:38 -0000  
**Received:** from unknown (HELO fbemf1.faegre.com) (63.161.12.180) by server-3.tower-143.messagegabs.com with SMTP; 23 Apr 2008 18:56:38 -0000  
**Received:** from [10.219.72.125] by fbemf1.faegre.com with ESMTP (Faegre Benson SMTP Server); Wed, 23 Apr 2008 13:56:25 -0500  
**X-Viruschecked:** Checked  
**X-Env-Sender:** JBriant@faegre.com  
**X-Msg-Ref:** server-3.tower-143.messagegabs.com!1208976998!34274617!1  
**X-Starscan-Version:** 5.5.12.14.2; banners=-,-,-  
**X-Originating-Ip:** [63.161.12.180]  
**X-Server-Uuid:** F8A327E5-959F-459C-B7FC-126C8C108DF3  
**X-Mimeole:** Produced By Microsoft Exchange V6.5  
**Content-Class:** urn:content-classes:message  
**Mime-Version:** 1.0  
**Message-Id:** <3285C5C32DC62E46B022741201ABB78A0429973D@EXCHDNVR3.faegre.com>  
**In-Reply-To:** <C26D28CA-0787-4463-A572-9C1627860094@muddlawoffices.com>  
**Thread-Topic:** Allison v. Wise  
**Thread-Index:** Acilb11IDceOayCcQMCDb+HCKz86hQAA3D/A  
**References:** <C26D28CA-0787-4463-A572-9C1627860094@muddlawoffices.com>  
**X-Wss-Id:** 641159D32C0526310-01-01  
**Content-Type:** text/plain; charset=us-ascii  
**Content-Transfer-Encoding:** quoted-printable

Charles -

In going back through my records, I can confirm that each of these links worked at the time we reviewed them. I also retained printouts of each of the cheatmasters pages, and can scan them to you if you would like.

Jared



-----Original Message-----

From: Charles Lee Mudd Jr. [mailto:cmudd@muddlawoffices.com]  
Sent: Wednesday, April 23, 2008 12:25 PM  
To: Briant, Jared  
Cc: Daley, Darrell M.  
Subject: Allison v. Wise

Jared:

In our continuing efforts to diligently address your client's claims, my client made an interesting discovery. He reviewed the remaining eight (8) "cheats" of which your client specifically complained. Previously, you indicated that these eight (8) cheats remained problematic. You may remember my inquiry as to whether you and your client had reviewed my client's prior changes. You indicated that this had been done. My client has discovered this could not have occurred. Specifically, two of the "cheats" had bad links:

[http://www.cheatmasters.com/cheats/20336/  
Need\\_For\\_Speed\\_Most\\_Wanted\\_cheats.html](http://www.cheatmasters.com/cheats/20336/Need_For_Speed_Most_Wanted_cheats.html)  
[http://www.cheatmasters.com/cheats/17020/  
Halo\\_2\\_Multiplayer\\_Map\\_Pack\\_cheats.html](http://www.cheatmasters.com/cheats/17020/Halo_2_Multiplayer_Map_Pack_cheats.html)

Three of the "cheats" were empty:

[http://www.cheatmasters.com/cheats/24040/  
Marvel\\_Ultimate\\_Alliance\\_cheats.html](http://www.cheatmasters.com/cheats/24040/Marvel_Ultimate_Alliance_cheats.html)  
[http://www.cheatmasters.com/cheats/24114/  
Superman\\_Returns\\_The\\_Videogame\\_cheats.html](http://www.cheatmasters.com/cheats/24114/Superman_Returns_The_Videogame_cheats.html)  
[http://www.cheatmasters.com/cheats/17758/  
XMen\\_Legends\\_2\\_Rise\\_Of\\_Apocalypse\\_cheats.html](http://www.cheatmasters.com/cheats/17758/XMen_Legends_2_Rise_Of_Apocalypse_cheats.html)

It seems that you and your client have not fully accessed the changes my client had previously made to the "cheats."

In any case, my client has further modified the remaining three cheats and requests Allison's comments:

[http://www.cheatmasters.com/cheats/24051/  
Resistance\\_Fall\\_Of\\_Man\\_cheats.html](http://www.cheatmasters.com/cheats/24051/Resistance_Fall_Of_Man_cheats.html)  
[http://www.cheatmasters.com/cheats/23977/Gears\\_Of\\_War\\_cheats.html](http://www.cheatmasters.com/cheats/23977/Gears_Of_War_cheats.html)  
[http://www.cheatmasters.com/cheats/23962/  
Ultimate\\_Mortal\\_Kombat\\_3\\_cheats.html](http://www.cheatmasters.com/cheats/23962/Ultimate_Mortal_Kombat_3_cheats.html)

I would like to receive your client's comments as soon as possible. Additionally, we reiterate our request for the sites that have been

described as having taken Allison's cheats but have been "changed enough."

Thank you. I look forward to your comments.

Charles Mudd

---

Charles Lee Mudd Jr.  
Principal and Attorney  
MUDD LAW OFFICES  
[www.muddlawoffices.com](http://www.muddlawoffices.com)

MAIN OFFICE  
3114 West Irving Park Road  
Suite 1W  
Chicago, Illinois 60618  
773.588.5410  
773.588.5440 facsimile

PARK CITY OFFICE  
136 Heber Avenue  
Suite 204  
P.O. Box 8000  
Park City, Utah 84060

---

Adjunct Faculty  
John Marshall Law School

Member  
Intellectual Property Section Council  
Illinois State Bar Association

Member  
American Bar Association  
Connecticut Bar Association  
Illinois Bar Association  
Information Technology Law Association

Member  
Northcenter Chamber of Commerce  
Kedzie-Elston Business and Industrial Council

NOTE: This electronic mail communication ("email") and the information contain herein has been and is intended for the addressed recipient(s) only. The information contained in this email, including any attachments, may contain confidential, privileged or proprietary information from Mudd Law Offices.

If you have received this email in error and/or you are not its intended recipient, please contact the sender of this email whose information has been listed above.

If you have received this email in error and/or you are not its intended recipient, you may not disseminate, forward, read, retransmit, or take any action in reliance upon this email, the information contained herein, any attachments hereto, and any other residual copies of the email (including backup copies).

Please be advised that any disclosure, copying, distribution or use of the contents of this information is prohibited.

This communication is not intended or written by the sender or Mudd Law Offices to be used by any recipient for the purpose of avoiding penalties that may be imposed upon the recipient under United States tax laws. As such, it cannot be used for such purpose. This notice is required by law.

Mudd Law Offices believes this e-mail and any attachments to be virus free however it is the responsibility of the recipient to ensure that it is virus free. Mudd Law Offices does not accept responsibility for any loss or damage arising in any way from the use of this communication, including attachments.